

# ADHM 353 Project 1: THE WINSLOW HOTEL PROGRAMMING BINDER

ADHM 353 INTERIOR DESIGN STUDIO 4: LARGE SCALE CONTRACT DESIGN  
ALEXANDRIA BOSCH, KAYLA FRANK, & PARKER JOHNSON

Table of Contents	Page Number
Table of Contents	1
Mission Statement	2
User & Client Description	2
Scope of Work	3
Goals & Objectives	4-5
Design Concept Statement	6
Concept Boards	7-8
Code Analysis Report	9-17
Room Data Sheets	18-23
Adjacency Matrix	24
Bubble Diagram	25
Blocking Diagram	25
Circulation Diagram	26
FFE Schedule	27-52
Room Finishes Schedule	60-68
Lighting Schedule	69-73

## Mission Statement

"To design a personalized space for guests to create a unique and successful experience."

## User and Client Description

### Hotel Management

- They are responsible for making sure the hotel staff is doing their job to the fullest extent and ensuring that the hotel is functioning at its best.

### Hotel Staff

- The hotel staff are responsible for making sure the guests have everything they need throughout their stay and ensuring the guests are as pleased with their stay as possible.

### Housekeeping Supervisor

- Housekeeping supervisors are responsible for checking over the guest rooms and public spaces to ensure that they are properly maintained. They are also responsible for keeping the housekeeping staff on track.

### Housekeeping Staff

- The housekeeping staff are responsible for making sure the hotel rooms and public spaces are clean and organized.

### Cafe/Bar Staff

- Cafe/bar staff are responsible for serving the guests food and drinks.

### Concierge

- The concierge is responsible for checking in and out guests and offering any amenities that are offered.

### Maintenance Staff

- The maintenance staff is responsible for making sure the hotel is functioning and there are no maintenance issues.

### Guests

- The guests are responsible for enjoying their stay and asking the hotel staff if they have any questions.

## Scope of Work

As interior designers for the Winslow Hotel, we will first start by researching the meaning of Boutique hotel to get a better understanding of the difference between a Boutique and run of the mill hotel such as a holiday in. After research preliminary concept and color boards will be created to get an idea of what we want our boutique hotel to look like. Our group will discuss our ideas and critiques and comments will be reviewed and applied for our final design.

After some drafts of our floor plan and concepts, the process of the final design will begin. Our group will divide and conquer tasks such as one person creating the design for the king and queen suites while another person works on spaces like the café and lunge area. After task are assigned and given out, we will meet up regularly to catch each other up on what we have finished and what needs to be done. The Winslow Hotel will be a unique experience for guests and the goal is to make the space feel like a second home for those staying. The drawings and renderings will be completed in Revit and Enscape. Once the drawings have been completed the final preparations will be implemented such as presentation boards and plotting the construction documents along with scheduling our furniture, lighting, finishes, and accessory selections. After the finishing touches are made the project will be submitted for grading.

## Goals and Objectives

Design an environment that incorporates materials and products that are sustainable. Consider design aspects that will make the guest feel excited to also participate in sustainable acts while staying in the hotel.

1. Provide signage to encourage guests to reuse and recycle, provide reusable hand drying cloths, refillable soap containers, hydration stations, and select appliances that are water/energy efficient (Han et al., 2019).
2. When picking out materials/products, think about the energy used in the production, during the usage of it, and what happens to it when its lifetime is over (Nenodovic et al., 2018).
3. Incorporate materials known to be rapidly renewable, such as bamboo rather than artificial wood veneers (Sheehan, 2007).
4. Incorporate materials with low-VOC when choosing paints, adhesives, and wood substrates (Sheehan, 2007).

Consider design solutions that would reduce excessive reverberation and noise throughout the hotel.

1. Provide porous and soft interior materials such as area rugs, drapery, and soft furniture to combat sound reflection (Jablonska et al., 2019).
2. Incorporate plants, fountains, and music when needed to enhance the space's soundscape (Torresin, 2020).
3. Include acoustical felt panels that will enhance the design in larger rooms or areas that tend to be noisier (Nowicka, 2020).
4. Wall decorations and other entourages will be selected to enhance the soundscape in the hotel (Nowicka, 2020).

Alter the space to meet its use as a boutique hotel while retaining the building's original historic character.

1. Respect the original historical finishes such as the blonde brick, tile, arched windows, staircase, and geometric columns by bringing them back to life through rehabilitation (McCarty, 2021).
2. Placement of area rugs over original concrete floors to ensure all design flooring decisions are reversible (McCarty, 2021).
3. Consider inspirations from the past when selecting furniture, fixtures, and equipment (McCarty, 2021).
4. Exposed ceiling will remain to showcase the full extent of the windows (McCarty, 2021).

Create the ultimate hotel guest experience that will encourage them to come back for the unique atmosphere.

1. Use bold, memorable colors in the design that help encourage guests wandering, involvement, and ease of becoming more comfortable with the space (Lee & Severt, 2017, pg. 215)
2. Create ambience through lighting to guests with access to multitudes of natural lighting (Lo & Yeung, 2020, p.250)
3. Implement features of nature into the design such as a water feature and plants, specifically in the cafe area to create an almost outdoor experience within the hotel (Kellert and Calabrese, p. 9)
4. Manifest a sense of place within the design using local artwork and materials along with furniture pieces that "feel like home" so guests are more comfortable in the space (Lee & Oh, 2018, pg. 178)
5. Create an overall experience, not just an overnight stay (Asperin, 2021).


## Design Concept Statement

The Winslow hotel is a boutique hotel located in downtown Fargo. The boutique hotel will welcome guests and be a unique and memorable experience that guests would not get from a normal hotel. Subtle forms of yellows, tans, blush pinks and reds, greens, and grays are implemented into the design to help compliment the neutral finishes of the blonde brick exterior walls and all covering within the rooms. The public spaces in the Winslow Hotel include a variety of furniture for guests to lounge and relax or finish work on. The Café represents an outdoor space within an indoor space with pendants that include plants and natural wood finishes being used for furniture. The king and queen suites are meant to feel like home and include a kitchenette, lounge area, and bathroom with bath and shower so if guests prefer to stay in the have the amenities to be within their room. The Winslow hotel is a personalized Boutique hotel where guests where feel like they have a second home and will want to come again for future trips.

## Concept Boards




STRAIGHT/CURVED LINES



BOLD LIGHT FIXTURES



NATURAL ELEMENTS



ACCENT COLORS



ELEGANCE



TRANQUILITY



WARMTH



OPEN CONCEPT







COMFORTABLE SEATING



GREENERY



NATURAL LIGHTING



FEELING OF OPENESS



OPEN SHELVING



# Codes Analysis

1. PROJECT INFORMATION		
Project Title	The Winslow Hotel	
Project Address	Fargo, ND	
Floor Location <i>(what floor is project on?)</i>	Third Floor	
Building Construction Type	Type III	
APPLICABLE CODES <i>(pull from city website of jurisdiction project is in)</i>		EDITION
Building Code	IBC Other:	2018
Local Amendments	Yes No	
Fire Code	IFC NFPA 1 Other:	
Life Safety Code	Life Safety Code (NFPA 101)	
Plumbing Code	IPC UPC Other:	
Mechanical Code	IMC UMC Other:	
Electrical Code	NEC Other:	
Energy Code	IECC NFPA 9000 Other:	
Accessibility Regulations & Standards	ADA 2010 Guidelines ABA ICC/ANSI A117.1: Accessible and Usable Buildings and Facilities Other:	
Other Codes <i>(including special ordinances, health codes, historic preservation, etc.)</i>	[List here]	
BUILDING CHARACTERISTICS		
Automatic Sprinkler System Installed [Sec 903]	Yes No	
Construction Type	Type I Type II Type III Type IV Type V	
Protection	Protected (A) Unprotected (B)	
Total Building Area (sf)		
Project Floor Area (sf)		
Summary Code Checklist <i>(use this as your guide to code compliance in your project using the tables below)</i>		
Step 1	<b>Determine Which Codes Are Required</b> <ul style="list-style-type: none"> <li>Project Information</li> <li>Applicable building codes</li> <li>Building characteristics</li> </ul>	
Step 2	<b>Determine Accessibility Requirements</b>	
Step 3	<b>Occupancy Requirements</b>	

	<ul style="list-style-type: none"> <li>Occupancy Classification</li> <li>Occupant Load</li> <li>Review specific occupancy requirements</li> <li>Compare code and accessibility requirements</li> </ul>
<b>Step 4</b>	<b>Means of Egress Requirements</b> <ul style="list-style-type: none"> <li>Determine quantity and type of means of egress</li> <li>Calculate minimum widths</li> <li>Determine arrangement of exits</li> <li>Calculate travel distances</li> <li>Determine required signage</li> <li>Compare code and accessibility requirements</li> <li>Determine emergency lighting requirements</li> </ul>
<b>Step 5</b>	<b>Fire and Smoke Resistance Requirements</b> <ul style="list-style-type: none"> <li>Determine Fire Barriers/Partitions and Horizontal Assemblies</li> <li>Determine Smoke Barriers/Partitions</li> <li>Determine location of opening protectives</li> </ul>
<b>Step 6</b>	<b>Fire Protection Requirements</b> <ul style="list-style-type: none"> <li>Determine fire and smoke detection systems</li> <li>Determine required alarm system</li> <li>Determine types of extinguishing systems</li> <li>Compare code and accessibility requirements</li> </ul>
<b>Step 7</b>	<b>Plumbing Requirements</b> <ul style="list-style-type: none"> <li>Determine types of fixtures required</li> <li>Calculate number of each fixture required</li> <li>Determine required toilet/bathing facilities</li> <li>Review for finishes, accessories, and signage</li> <li>Compare code and accessibility requirements</li> <li>Review water conservation requirements</li> </ul>
<b>Step 8</b>	<b>Mechanical &amp; Electrical Requirements</b> <ul style="list-style-type: none"> <li>Determine ceiling heights</li> <li>Determine types/locations of outlets, switches, fixtures</li> <li>Determine emergency power and lighting requirements</li> <li>Compare code and accessibility requirements</li> <li>Review energy efficiency compliance</li> </ul>
<b>Step 9</b>	<b>Finish and Furniture Requirements</b> <ul style="list-style-type: none"> <li>Review tests and type of ratings required</li> <li>Determine special finish requirements</li> <li>Determine special furniture requirements</li> <li>Compare code and accessibility requirements</li> <li>Compare requirements during selection and specification</li> </ul>
<b>Building Codes calculations will need to be completed and updated throughout the project process. Initially, they are done to help in programming. Then, upon design development they will be checked again for compliance.</b>	

2. ACCESSIBILITY [IBC Ch 11]				
Chapter/Section	Description			
3. OCCUPANCY CONSIDERATIONS [IBC Ch 3 & 5]				
Occupancy Classification (Check which apply)				
Single Occupancy	Assembly A-1    Assembly A-2    Assembly A-3    Assembly A-4    Assembly A-5 Business (B)    Business (B) – Ambulatory Health Care    Education (E) Factory (F)    Hazardous (H)    Mercantile (M)    Utility (U) Residential R-1    Residential R-2    Residential R-3 Institutional I-1    Institutional I-2    Institutional I-3    Institutional I-4			
Multiple Occupancies	Occupancy 1 _____ Occupancy 2 _____ Occupancy 3 _____  Occupancy required separation [Table 508.4]    Yes    No Required hourly rating <b>[x]</b>			
Incidental Use Areas [Table 509]	<b>Yes</b> No List Room or Area:			
Accessory Occupancy [Sec 508.2]	<b>Yes</b> No List Room or Area:			
Occupancy Load Calculations				
Occupant load should be organized by story since each story must be provided with exits to support the OL for that story. Total each story for OL for entire building.				
Location in Building (Room Name/ Number, etc.) List EACH individually. OK to combine 'like' uses	Floor Area <sup>3</sup> (sf)	Function (Use) of Space <sup>4</sup> (Table 1004.5)	Load Factor <sup>2</sup> (sf/occupant)	Occupant Load Remember rounding rules!
Lobby	441 sf	Business Areas	Gross 100	5 occupants
Lounge	400 sf	Business Areas	Gross 100	4 occupants
Luggage	172 sf	Business Area	Gross 100	2 occupants
Queen Suite	472 sf	Dormitories	Gross 50	10 occupants
King Suite	944 sf	Dormitories	Gross 50	19 occupants
Hotel Staff Work Area	262 sf	Business Areas	Gross 100	3 occupants
Kitchen	354 sf	Kitchen	Gross 200	2 occupants
Café	741 sf	Mercantile	Gross 60	13 occupants
Hotel Manger Office	185 sf	Business Area	Gross 100	2 occupants
Marketing Office	192 sf	Business Area	Gross 100	2 occupants
Staff Lounge	303 sf	Business Area	Gross 100	4 occupants
Security Office	203 sf	Mercantile	Gross 60	4 occupants
Bathroom (Men and Women)	36 sf each	Assembly	Gross 11	4 occupants
Bathroom (Family)	38 sf	Assembly	Gross 11	4 occupants

Business Center	399 sf	Business Areas	Gross 100	4 occupants
Fitness Center	499 sf	Exercise Room	Gross 50	10 occupants
Housekeeping	515 sf	Business Areas	Gross 100	6 occupants
Housekeeping Office	189 sf	Business Areas	Gross 100	2 occupants
<b>Occupant Load for Fixed Seats [Sec 1004.6]</b>				
Area 1 _____	Fixed Seats	Continuous Arms	Booth	
<i>Show Calculations:</i>				
Area 2 _____	Fixed Seats	Continuous Arms	Booth	
<i>Show Calculations:</i>				
<b>Total Occupant Load for [x] Floor</b>				
<b>Total Occupant Load for [x] Floor</b>				
<b>Total Occupant Load for Building</b>				
NOTES:				
1. The 2018 IBC makes a distinction between "gross" and "net" areas for calculating occupant load.				
2. "Gross" areas include wall thicknesses and utility spaces (chases, shafts, mechanical/electrical spaces, etc.).				
3. Use only whole numbers for areas; round to nearest whole foot.				
4. Use the most stringent USE of the space. Not the Occupancy Classification.				

4. MEANS OF EGRESS [IBC Ch 10]						
Travel Distances	Maximum Travel Distance [Table 1017.2] allowed per IBC					
	300 feet with sprinkler system                      Travel Distance provided per print					
	Maximum Common Path of Travel Allowed per IBC [Table 1006.2.1 or 1006.3.3(2)] Business: 100 feet					
	Dead End Corridor Length (Sec 1020.4) allowed per IBC					
	20'                      50'                      Other					
	Cannot exceed 20' Maximum Dead End Corridor Length provided per print					
Exit Requirements	Required Number of Exits [Table 1006.3.2]                      1                      2                      3                      4					
	Single Exit Allowed [Table 1006.2.1 & 1006.3.2(2)]                      Yes                      No					
Total Exit Widths Required Calculations [Sec 1005]						
Room/Space/Story <i>(Room Name/ Number, etc.)</i>	Occupant Load <i>(for room/space/story)</i>	Egress Type <i>(Door, Stairway, Corridor)</i>	Egress Width Variable	Calculated Width <i>(OL x egress width variable = calculated width)</i>	Required Width <i>(per code)</i>	Provided Width <i>(on plan)</i>
Lobby	441 sf	Door	.2	88.2 sf	32" min	36"
Lounge	400 sf	Corridor	.2	80 sf	44" min	48"
Luggage	172 sf	Door	.2	34.4 sf	32" min	36"
Queen Suite	472 sf	Door	.2	94.4 sf	32" min	36"
King Suite	944 sf	Door	.2	188.8 sf	32" min	36"
Hotel Staff Work Area	262 sf	Door	.2	52.4 sf	32" min	36"
Kitchen	354 sf	Door	.2	70.8 sf	32" min	36"
Café	741 sf	Corridor	.2	148.2 sf	44" min	72"
Hotel Manger Office	185 sf	Door	.2	37 sf	32" min	36"

Marketing Office	192 sf	Door	.2	38.4 sf	32" min	36"
Staff Lounge	303 sf	Door	.2	60.6 sf	32" min	36"
Security Office	203 sf	Door	.2	40.6 sf	32" min	36"
Bathroom (Men and Women)	36 sf each	Door	.2	7.2 sf	32" min	36"
Bathroom (Family)	38 sf	Door	.2	7.6 sf	32" min	36"
Business Center	399 sf	Door	.2	79.8 sf	32" min	36"
Fitness Center	499 sf	Door	.2	99.8	32" min	36"
Housekeeping	515 sf	Door	.2	103 sf	32" min	36"
Housekeeping Office	189 sf	Door	.2	37.8 sf	32" min	36"
<b>Remoteness of Exits Determined by [Sec 1007]</b> (Check one) ½ Diagonal Rule – required distance <input checked="" type="checkbox"/> 1/3 Diagonal Rule – required distance <input checked="" type="checkbox"/> <input checked="" type="checkbox"/> Overall Diagonal of area calculating (space, tenant, or floor) <input checked="" type="checkbox"/> Provided distance between exit						
<b>Area of Refuge [Sec 1009.3.3]</b> <input checked="" type="checkbox"/> Yes Not required No – automatic sprinkler system provided						
<b>Means of Egress Components to Research</b> (indicate applicable information to your project below)						
<ul style="list-style-type: none"> <li>Doors: Type, swing, hardware, threshold, clearances, fire rating</li> <li>Stairs: Type, riser height, tread depth, nosing, width, handrail</li> <li>Ramps: Slope rise, landing, width, edge detail, finish, handrail, guard</li> <li>Corridors: Length, width, fire resistance rating</li> <li>Aisles: Fixed seats no fixed seats, ramp/stepped or flat, handrails</li> <li>Intervening Rooms: Allowed, maximum number, maximum distance</li> <li>Signage and Lighting: Exit signs, photoluminescent markings, emergency lighting, evacuation diagrams</li> <li>Special Occupancy Egress Requirements: Assembly, institutional, healthcare, detention center, other</li> </ul>						
<b>Chapter/Section</b>	<b>Description</b>					

## 5. FIRE RESISTANCE ASSEMBLIES [IBC Ch 7, 9, 10]

\*The type of assembly required indicated below does not include spaces above/below. Adjust accordingly with horizontal assemblies.

	Location (room name/number)	Hourly Rating & Type of Assembly Required			
Occupancy Separation(s) [Table 508.4]	Kitchen, Café, Queen Suite, Luggage Room, Staff Lounge, Bathroom	1 hr Fire Barrier	2 hr Fire Barrier	NP	N
Incidental Use Areas [Table 509] *See part 3 above. Same spaces but here you indicate rating.	Housekeeping	1 hr Fire Barrier	2 hr Fire Barrier	Automatic sprinkler system installed	
	Storage Space	1 hr Fire Barrier	2 hr Fire Barrier	Automatic sprinkler system installed	
	Elevator	1 hr Fire Barrier	2 hr Fire Barrier		

Vertical Shaft Enclosures [Sec 713] Exit Stairway(s) [Sec 713]	Lobby and Staff Stairs	1 hr Fire Barrier	2 hr Fire Barrier
Corridors for Exiting [Sec 1020]	Queen Suite, King suite, Bathrooms, Business center, fitness center, Housekeeping office, Housekeeping, Marketing Office, Hotel Management office, Security Office, Staff lounge	0 30 min Fire Partition Not permitted	1 hr Fire Partition
Interior Exit Stairways and Ramps [Sec 1023]	Lobby and Staff Staircases	1 hr Fire Barrier	2 hr Fire Barrier
Exit Passageway(s) [Sec 1024]	Lobby and Staff Staircase	1 hr Fire Barrier	2 hr Fire Barrier    ____ hr Fire Barrier
Horizontal Exit(s) [Sec 1026]		2 hr Fire Barrier	____ hr Fire Barrier
Other [Chapter 4]:			
Opening Protectives [Section 716, Table 716.1(2)] (Rated assemblies indicated above require proper opening protectives. List all that apply)			
	Location (room name/number)	Type of Wall Assembly Penetrating	Hourly Rating Required
Rated Door Assemblies	Queen Suite	Gypsum	1-Hour Rating
	King Suite	Gypsum	1-Hour Rating
	Lobby	Gypsum	1-Hour Rating
	Kitchen	Gypsum	1-Hour Rating
	Luggage Storage	Gypsum	1-Hour Rating
	Hotel Staff Work Area	Gypsum	1-Hour Rating
	Housekeeping	Gypsum	1-Hour Rating
	Housekeeping Office	Gypsum	1-Hour Rating
	Security Office	Gypsum	1-Hour Rating
	Fitness Center	Gypsum	1-Hour Rating
	Business Center	Gypsum	1-Hour Rating
	Staff Lounge	Gypsum	1-Hour Rating
	Hotel Manger Office	Gypsum	1-Hour Rating
Rated Glazing & Frames	Hotel Staff Work Area	Glass	1-Hour Rating

## 6. FIRE PROTECTION SYSTEMS [IBC Ch 7, 9, 10]

Visual/Audible Alarms [Sec 907.5.2.3]	Provided in all public and common use areas (Sec 907.5.2.1)
	Required to be in habitable dwelling and sleeping units per table 907.5.2.3.2. Number required <b>[x]</b>
	Other:

Carbon Monoxide Detectors [Sec 915]	<p>Installed in dwelling units, sleeping units, classrooms containing fuel burning appliance or fireplace (915.1.2)</p> <p>Installed in dwelling units, sleeping units, and classrooms served by fuel-burning forced air (915.1.3)</p> <p>Installed o private garages attached to dwelling unit, sleeping units and classrooms (915.1.5)</p> <p>Installed in dwelling units outside each separate sleeping area and vicinity of bedrooms (915.2.1)</p> <p>Installed in each sleeping until (915.2.2)</p> <p>Installed in classrooms (Group E) (915.2.3)</p> <p>Other:</p>
Automatic Smoke Detection [Sec 907]	<p>Smoke Detection System required. Distance [x]</p> <p>Smoke Detection System not required due to automatic sprinkler system exception</p>
Portable Fire Extinguishers [Sec 906, Table 906.3(2)]	<p>Wall Mounted Cabinet</p> <p>Distance to travel to reach fire extinguisher cannot exceed [x]</p> <p>Installed in a conspicuous, unobstructed, and unobscured location [Sec 906.5 &amp; 906.6]</p>
Manual Fire Alarm Boxes [Sec 907.4.2]	<p>Manual Fire Alarm pull box required. Distance [x] from each exit.</p> <p>No automatic sprinkler system – additional installed so travel distance does not exceed 200'</p> <p>Manual Fire Alarm pull box not required due to automatic sprinkler system exception</p>
Other:	

## 7. PLUMBING [IBC Ch 29 & IPC Ch 4]

### Plumbing Fixture Calculations – PUBLIC SPACES

(If multiple floors/tenant spaces exist, you must have multiple charts.)

Fixture Type	Fixture Ratio [Table IBC 2902.1]	Fixtures Required				Total Required	
		Standard		Accessible [Sec 1109]			
		Male	Female	Male	Female	Male	Female
Water Closets*	Business	1 per 25 for the first 50 and 1 per 50 for the remainder exceeding 50	1 per 40 for the first 80 and 1 per 80 for the remainder exceeding 80	1 per 25 for the first 50 and 1 per 50 for the remainder exceeding 50	1 per 40 for the first 80 and 1 per 80 for the remainder exceeding 80	3	3
*Urinal (sub for %)	None	-	-	-	-	-	-
Lavatories	Business	1 per 40 for the first 80 and 1 per 80 for the remainder exceeding 80		1 per 40 for the first 80 and 1 per 80 for the remainder exceeding 80		3	3
Bathtubs/Shower s	None	-	-	-	-	-	-
Drinking Fountain	Business	1 per 100		1 per 100		2	
Service Sink	-	-		-		1 service Sink	
Other:							



<b>Plumbing Fixture Calculations – KING SUITE, per each</b> <i>(If multiple floors/tenant spaces exist, you must have multiple charts.)</i>							
Fixture Type	Fixture Ratio [Table IBC 2902.1]	Fixtures Required				Total Required	
		Standard		Accessible [Sec 1109]		Male	Female
		Male	Female	Male	Female		
Water Closets*	R-1 one per sleeping unit	1 per sleeping unit		1 per sleeping unit		1 per sleeping unit	
*Urinal (sub for %)	None	None		None		None	
Lavatories	R-1 one per sleeping unit	1 per sleeping unit		1 per sleeping unit		1 per sleeping unit	
Bathtubs/Shower s	R-1 one per sleeping unit	1 per sleeping unit		1 per sleeping unit		1 per sleeping unit	
Drinking Fountain	None	None		None		None	
Service Sink	-	-		-		1 service sink	
Other:	-	-		-		-	
<b>Plumbing Fixture Calculations – QUEEN SUITE, per each</b> <i>(If multiple floors/tenant spaces exist, you must have multiple charts.)</i>							
Fixture Type	Fixture Ratio [Table IBC 2902.1]	Fixtures Required				Total Required	
		Standard		Accessible [Sec 1109]		Male	Female
		Male	Female	Male	Female		
Water Closets*	R-1 one per sleeping unit	1 per sleeping unit		1 per sleeping unit		1 per sleeping unit	
*Urinal (sub for %)	None	None		None		None	
Lavatories	R-1 one per sleeping unit	1 per sleeping unit		1 per sleeping unit		1 per sleeping unit	
Bathtubs/Shower s	R-1 one per sleeping unit	1 per sleeping unit		1 per sleeping unit		1 per sleeping unit	
Drinking Fountain	None	None		None		None	
Service Sink	-	-		-		1 service sink	
Other:	-	-		-		-	
<b>Plumbing Elements to Research</b> <i>(indicate applicable information to your project below)</i>							
<ul style="list-style-type: none"> <li>Fixtures: Mounting heights, clear floors pace, faucet/control locations, projections, water consumption</li> <li>Faucet/Controls: Ease of operation (i.e. lever, automatic, etc.) water consumption, water temp control</li> <li>Grab Bars: Location, lengths, heights, orientation, additional required for use</li> <li>Accessories: Mounting heights control locations, projections, clear floor space</li> <li>Finishes: Smooth/nonabsorbent, slip resistant, thresholds, special locations</li> <li>Room: Turning space, overlapping clear floor space, privacy, signage, stall size, door swing</li> </ul>							
<b>Chapter/Section</b>	<b>Description</b>						

8. Mechanical & Electrical Requirements		
Special Types of Outlets and/or Circuits	Dedicated outlets	Mounting Height(s):
	Ground fault circuit Interrupter (GFCI)	Mounting Height(s):
	Arc fault circuit interrupter (AFCI)	Mounting Height(s):
	Tamper-resistant outlets	Mounting Height(s):
	Other	Mounting Height(s):
Research Additional Mechanical & Electrical Elements <i>(indicate applicable information to your project below)</i>		
Chapter/Section	Description	
9. INTERIOR FINISHES [IBC Ch 8, 12, 21, 23, 24, 25, 26]		
Interior Wall and Ceiling Finish Classification [Table 803.11]		
Interior Exit Stairways, Ramps & Exit Passageways	Class A	Class B Class C
Corridors & Enclosure for Exit Access Stairways & Ramps	Class A	Class B Class C
Rooms & Enclosed Spaces	Class A	Class B Class C
Exceptions Indicated <i>(list)</i>		
Interior Floor Finish [Sec 804]	Class/Type I	Class/Type II
Interior Finishes to Research <i>(indicate applicable information to your project below)</i>		
<div> <ul style="list-style-type: none"> <li>Wallcoverings: Vinyl, textile, expanded vinyl, carpet, etc.</li> <li>Stretch Fabric Systems</li> <li>Light Transmitting Plastics Wood Paneling/Veneers</li> <li>Decorative Molding/Trim</li> <li>Curtains, Draperies, Fabric Hangings, etc.</li> <li>Interior Trim</li> </ul> </div> <div> <ul style="list-style-type: none"> <li>Floor-Wall Base</li> <li>Suspended Ceiling System</li> <li>Carpet: Broadloom, tile, padding</li> <li>Hardwood &amp; Resilient flooring</li> <li>Foam plastics</li> <li>Furniture</li> </ul> </div>		
Chapter/Section	Description	

## Room Data Sheets

Room/Area Name: <b>Lobby</b>		
Users: <b>Guests &amp; Staff</b>		
Activities: Checking in and out, guests wait in this area to speak to the staff at front desk, conversational area for guests and staff		
Furniture: <ul style="list-style-type: none"> <li>Reception desk</li> <li>Two Benches</li> </ul>	Heating/Ventilation/AC: <ul style="list-style-type: none"> <li>A/C</li> <li>Ventilation</li> </ul>	Flooring: <ul style="list-style-type: none"> <li>Concrete Flooring</li> </ul>
Equipment/Appliances: <ul style="list-style-type: none"> <li>N/A</li> </ul>	Plumbing/Fixtures: <ul style="list-style-type: none"> <li>N/A</li> </ul>	Wall Partition(s): <ul style="list-style-type: none"> <li>Painted Walls</li> </ul>
Hours of Use: <ul style="list-style-type: none"> <li>1-2 Hours</li> </ul>	Communication: <ul style="list-style-type: none"> <li>Phone</li> </ul>	Ceiling: <ul style="list-style-type: none"> <li>Exposed Ceiling</li> </ul>
Special Provisions: <ul style="list-style-type: none"> <li>N/A</li> </ul>	Electrical: <ul style="list-style-type: none"> <li>Duplex outlet</li> </ul>	Doors/Windows: <ul style="list-style-type: none"> <li>Double Doors</li> </ul>
Occupant Classification & Occupant Load Per Room: <ul style="list-style-type: none"> <li>Business Area</li> <li>5 occupants</li> </ul>	Room Size: <ul style="list-style-type: none"> <li>441 sq ft</li> </ul>	Natural Lighting & Natural Lighting Controls: <ul style="list-style-type: none"> <li>Hanging Pendant Lights</li> </ul>
Additional Information: <ul style="list-style-type: none"> <li></li> </ul>		

Room/Area Name: <b>Lounge</b>		
Users: <b>Guests &amp; Staff</b>		
Activities: Used for guests to get out of their suite and be able to relax		
Furniture: <ul style="list-style-type: none"> <li>12 chairs</li> <li>2 couches</li> <li>6 Lounge chairs</li> <li>4 coffee tables</li> <li>Kush Rug</li> <li>Rug</li> </ul>	Heating/Ventilation/AC: <ul style="list-style-type: none"> <li>AC</li> <li>Heating</li> </ul>	Flooring: <ul style="list-style-type: none"> <li>Concrete</li> </ul>
Equipment/Appliances: <ul style="list-style-type: none"> <li>N/A</li> </ul>	Plumbing/Fixtures: <ul style="list-style-type: none"> <li>N/A</li> </ul>	Wall Partition(s): <ul style="list-style-type: none"> <li>Painted Wall</li> <li>Wall Covering</li> </ul>
Hours of Use: <ul style="list-style-type: none"> <li>4-6 hours</li> </ul>	Communication: <ul style="list-style-type: none"> <li>Wifi</li> </ul>	Ceiling: <ul style="list-style-type: none"> <li>Exposed</li> </ul>
Special Provisions: <ul style="list-style-type: none"> <li>N/A</li> </ul>	Electrical: <ul style="list-style-type: none"> <li>Duplex outlets</li> <li>Quadplex Outlets</li> </ul>	Doors/Windows: <ul style="list-style-type: none"> <li>Exterior windows</li> </ul>
Occupant Classification & Occupant Load Per Room: <ul style="list-style-type: none"> <li>Business Area</li> <li>4 occupants</li> </ul>	Room Size: <ul style="list-style-type: none"> <li>400 sq ft</li> </ul>	Natural Lighting & Natural Lighting Controls: <ul style="list-style-type: none"> <li>Natural Lighting</li> </ul>
Additional Information: <ul style="list-style-type: none"> <li></li> </ul>		

Room/Area Name: <b>Queen Suite</b>		
Users: <b>Guests</b>		
Activities: Sleeping, Cooking, lounging, living		
Furniture: <ul style="list-style-type: none"> <li>2 queen sized beds.</li> <li>Coffee table</li> <li>Rugs</li> <li>1 sofa</li> <li>2 bar stools</li> <li>2 Chairs</li> <li>2 side tables</li> <li>1 Office Chair</li> </ul>	Heating/Ventilation/AC: <ul style="list-style-type: none"> <li>Heating</li> <li>AC</li> <li>HVAC Ventilation</li> </ul>	Flooring: <ul style="list-style-type: none"> <li>Concrete</li> </ul>
Equipment/Appliances: <ul style="list-style-type: none"> <li>Refrigerator</li> <li>Microwave</li> <li>Oven</li> <li>Stove</li> <li>Sink</li> <li>TV</li> </ul>	Plumbing/Fixtures: <ul style="list-style-type: none"> <li>Toilet</li> <li>Shower</li> <li>Bathtub</li> </ul>	Wall Partition(s): <ul style="list-style-type: none"> <li>Painted</li> <li>Wall Covering</li> </ul>
Hours of Use: <ul style="list-style-type: none"> <li>8-12 hours</li> </ul>	Communication: <ul style="list-style-type: none"> <li>Wifi</li> <li>Phone</li> </ul>	Ceiling: <ul style="list-style-type: none"> <li>Gypsum</li> </ul>
Special Provisions: <ul style="list-style-type: none"> <li>N/A</li> </ul>	Electrical: <ul style="list-style-type: none"> <li>Duplex Outlets</li> <li>GFCI outlets</li> <li>Quadplex</li> </ul>	Doors/Windows: <ul style="list-style-type: none"> <li>1 Exterior Window</li> <li>2 single doors</li> </ul>
Occupant Classification & Occupant Load Per Room: <ul style="list-style-type: none"> <li>Dormitories</li> <li>10 occupants</li> </ul>	Room Size: <ul style="list-style-type: none"> <li>472 sq ft</li> </ul>	Natural Lighting & Natural Lighting Controls: <ul style="list-style-type: none"> <li>Natural lighting and pendant lighting</li> </ul>
Additional Information: <ul style="list-style-type: none"> <li></li> </ul>		

Room/Area Name: <b>King Suite</b>		
Users: <b>Guests</b>		
Activities: Sleeping, Cooking, lounging, living		
Furniture: <ul style="list-style-type: none"> <li>King Size Bed</li> <li>4 dining chairs</li> <li>1 office chair</li> <li>3 lounge chairs</li> <li>Coffee table</li> <li>Dining Table</li> <li>Desk</li> <li>TV Stand</li> </ul>	Heating/Ventilation/AC: <ul style="list-style-type: none"> <li>AC</li> <li>Heating</li> <li>HVAC</li> </ul>	Flooring: <ul style="list-style-type: none"> <li>Concrete</li> </ul>
Equipment/Appliances: <ul style="list-style-type: none"> <li>2 TV's</li> <li>Refrigerator</li> <li>Microwave</li> <li>Sink</li> <li>Stove</li> <li>Oven</li> </ul>	Plumbing/Fixtures: <ul style="list-style-type: none"> <li>Toilet</li> <li>Bath</li> <li>Shower</li> </ul>	Wall Partition(s): <ul style="list-style-type: none"> <li>Painted</li> <li>Wall Covering</li> </ul>
Hours of Use: <ul style="list-style-type: none"> <li>8-12 hours</li> </ul>	Communication: <ul style="list-style-type: none"> <li>Wifi</li> <li>Phone</li> </ul>	Ceiling: <ul style="list-style-type: none"> <li>Gypsum</li> </ul>
Special Provisions: <ul style="list-style-type: none"> <li>N/A</li> </ul>	Electrical: <ul style="list-style-type: none"> <li>Duplex outlets</li> <li>GFCI outlets</li> <li>Quadplex outlets</li> </ul>	Doors/Windows: <ul style="list-style-type: none"> <li>2 windows</li> <li>3 single doors</li> </ul>
Occupant Classification & Occupant Load Per Room: <ul style="list-style-type: none"> <li>Dormitories</li> <li>19 occupants</li> </ul>	Room Size: <ul style="list-style-type: none"> <li>944 sq ft</li> </ul>	Natural Lighting & Natural Lighting Controls: <ul style="list-style-type: none"> <li></li> </ul>
Additional Information: <ul style="list-style-type: none"> <li></li> </ul>		

Room/Area Name: Cafe		
Users: <b>Guests &amp; Staff</b>		
Activities: Dining, Lounging		
Furniture: <ul style="list-style-type: none"> <li>6 dining tables</li> <li>8 dining chairs</li> <li>8 booths</li> <li>Custom Bar</li> <li>Custom Shelving</li> </ul>	Heating/Ventilation/AC: <ul style="list-style-type: none"> <li>Heating</li> <li>A/C</li> <li>HVAC</li> </ul>	Flooring: <ul style="list-style-type: none"> <li>Concrete</li> </ul>
Equipment/Appliances: <ul style="list-style-type: none"> <li>N/A</li> </ul>	Plumbing/Fixtures: <ul style="list-style-type: none"> <li>N/A</li> </ul>	Wall Partition(s): <ul style="list-style-type: none"> <li>Blonde Brick</li> <li>Wall covering</li> </ul>
Hours of Use: <ul style="list-style-type: none"> <li>7-9 hours</li> </ul>	Communication: <ul style="list-style-type: none"> <li>Wifi</li> </ul>	Ceiling: <ul style="list-style-type: none"> <li>Exposed with acoustical baffles.</li> </ul>
Special Provisions: <ul style="list-style-type: none"> <li>N/A</li> </ul>	Electrical: <ul style="list-style-type: none"> <li>Duplex Outlets</li> </ul>	Doors/Windows: <ul style="list-style-type: none"> <li>1 single door to kitchen</li> <li>2 exterior windows</li> </ul>
Occupant Classification & Occupant Load Per Room: <ul style="list-style-type: none"> <li>Mercantile</li> <li>13 occupants</li> </ul>	Room Size: <ul style="list-style-type: none"> <li>741 sq ft</li> </ul>	Natural Lighting & Natural Lighting Controls: <ul style="list-style-type: none"> <li>Pendants</li> <li>Natural Lighting</li> </ul>
Additional Information: <ul style="list-style-type: none"> <li></li> </ul>		

Room/Area Name: Bathroom (Mens and Womens)		
Users: Guests and Staff		
Activities: Hygiene and going to Bathroom		
Furniture: <ul style="list-style-type: none"> <li>N/A</li> </ul>	Heating/Ventilation/AC: <ul style="list-style-type: none"> <li>A/C</li> <li>Heating</li> <li>HVAC</li> </ul>	Flooring: <ul style="list-style-type: none"> <li>Bathroom tile</li> </ul>
Equipment/Appliances: <ul style="list-style-type: none"> <li>Bathroom Stalls</li> </ul>	Plumbing/Fixtures: <ul style="list-style-type: none"> <li>Toilet</li> <li>Sink</li> </ul>	Wall Partition(s): <ul style="list-style-type: none"> <li>Painted</li> <li>Wallcovering</li> </ul>
Hours of Use: <ul style="list-style-type: none"> <li>1-2 hours</li> </ul>	Communication: <ul style="list-style-type: none"> <li>N/A</li> </ul>	Ceiling: <ul style="list-style-type: none"> <li>Exposed</li> </ul>
Special Provisions: <ul style="list-style-type: none"> <li>N/A</li> </ul>	Electrical: <ul style="list-style-type: none"> <li>N/A</li> </ul>	Doors/Windows: <ul style="list-style-type: none"> <li>1 single door</li> </ul>
Occupant Classification & Occupant Load Per Room: <ul style="list-style-type: none"> <li>Assembly</li> <li>4 occupants</li> </ul>	Room Size: <ul style="list-style-type: none"> <li>36 sq ft each</li> </ul>	Natural Lighting & Natural Lighting Controls: <ul style="list-style-type: none"> <li>Recessed Lighting</li> </ul>
Additional Information: <ul style="list-style-type: none"> <li></li> </ul>		

Room/Area Name: Bathroom (Family)		
Users: <b>Guests &amp; Staff</b>		
Activities: Hygiene and going to bathroom		
Furniture: ▪ N/A	Heating/Ventilation/AC: ▪ A/C ▪ Heat	Flooring: ▪ Bathroom Tile
Equipment/Appliances: ▪ N/A	Plumbing/Fixtures: ▪ Toilet ▪ Sink	Wall Partition(s): ▪ Paint ▪ Wallcovering
Hours of Use: ▪ 1-2 hours	Communication: ▪ N/A	Ceiling: ▪ Exposed
Special Provisions: ▪ N/A	Electrical: ▪ N/A	Doors/Windows: ▪ 1 single door
Occupant Classification & Occupant Load Per Room: ▪ Assembly ▪ 4 occupants	Room Size: ▪ 38 sq ft	Natural Lighting & Natural Lighting Controls: ▪ Recessed Lighting
Additional Information: ▪		

Room/Area Name: <b>Business Center</b>		
Users: <b>Guests</b>		
Activities: Area for work and productivity		
Furniture: ▪ 3 workstations ▪ 7 office chairs ▪ 4 sits to stand desks.	Heating/Ventilation/AC: ▪ A/C ▪ Heating ▪ HVAC	Flooring: ▪ Carpet flooring
Equipment/Appliances: ▪ Computer	Plumbing/Fixtures: ▪ N/A	Wall Partition(s): ▪ Wall Covering
Hours of Use: ▪ 3-4 hours	Communication: ▪ Wifi ▪ Phone	Ceiling: ▪ Exposed
Special Provisions: ▪ N/A	Electrical: ▪ Duplex Outlets ▪ Quadplex Outlets ▪ In ground outlet	Doors/Windows: ▪ 1 single door
Occupant Classification & Occupant Load Per Room: ▪ Business Center ▪ 4 occupants	Room Size: ▪ 399 sq ft	Natural Lighting & Natural Lighting Controls: ▪ Pendant lighting ▪ Recessed lighting
Additional Information: ▪		

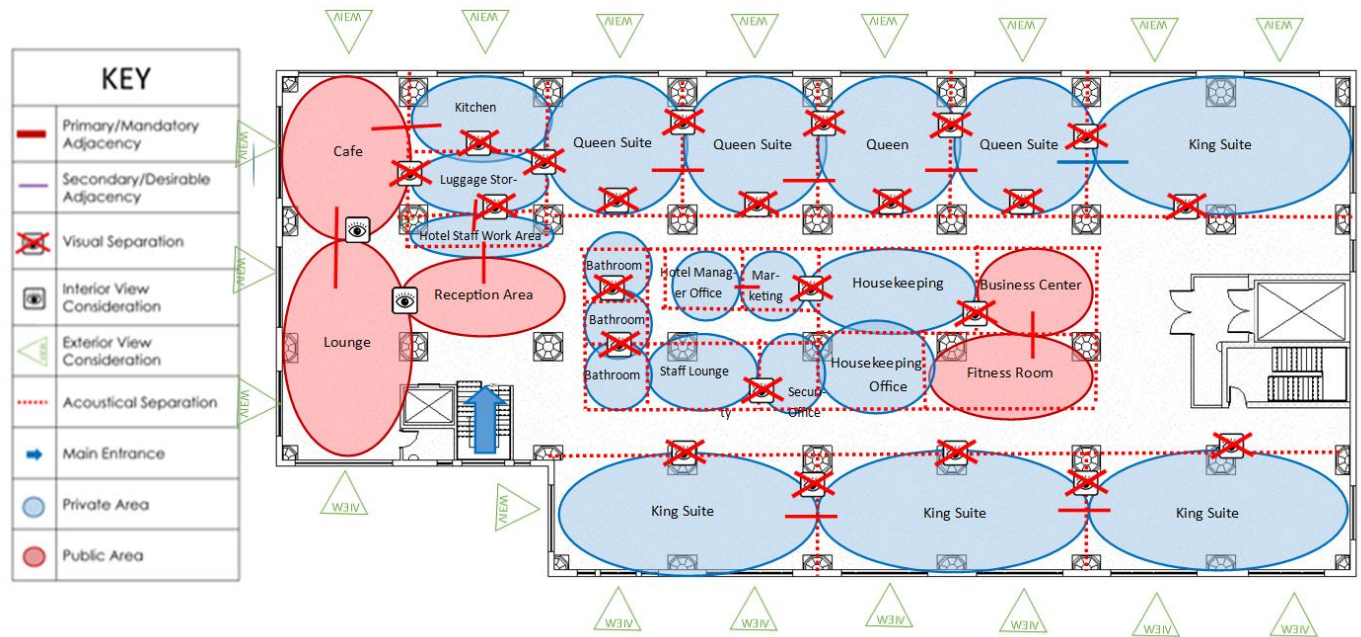
Room/Area Name: Fitness Center		
Users: <b>Guests</b>		
Activities: Self Care and Exercise		
Furniture: ▪ N/A	Heating/Ventilation/AC: ▪ A/C ▪ Heating ▪ HVAC	Flooring: ▪ Rubber Flooring
Equipment/Appliances: ▪ 3 treadmills ▪ 2 elliptical machines ▪ 1 bike machine	Plumbing/Fixtures: ▪ N/A	Wall Partition(s): ▪ Painted ▪ Wall covering
Hours of Use: ▪ 3-4 hours	Communication: ▪ Wifi	Ceiling: ▪ Exposed
Special Provisions: ▪ N/A	Electrical: ▪ Duplex Outlet	Doors/Windows: ▪ 1 single door
Occupant Classification & Occupant Load Per Room: ▪ Exercise Room ▪ 10 occupants	Room Size: ▪ 499 sq ft	Natural Lighting & Natural Lighting Controls: ▪ Pendant Lighting
Additional Information: ▪		



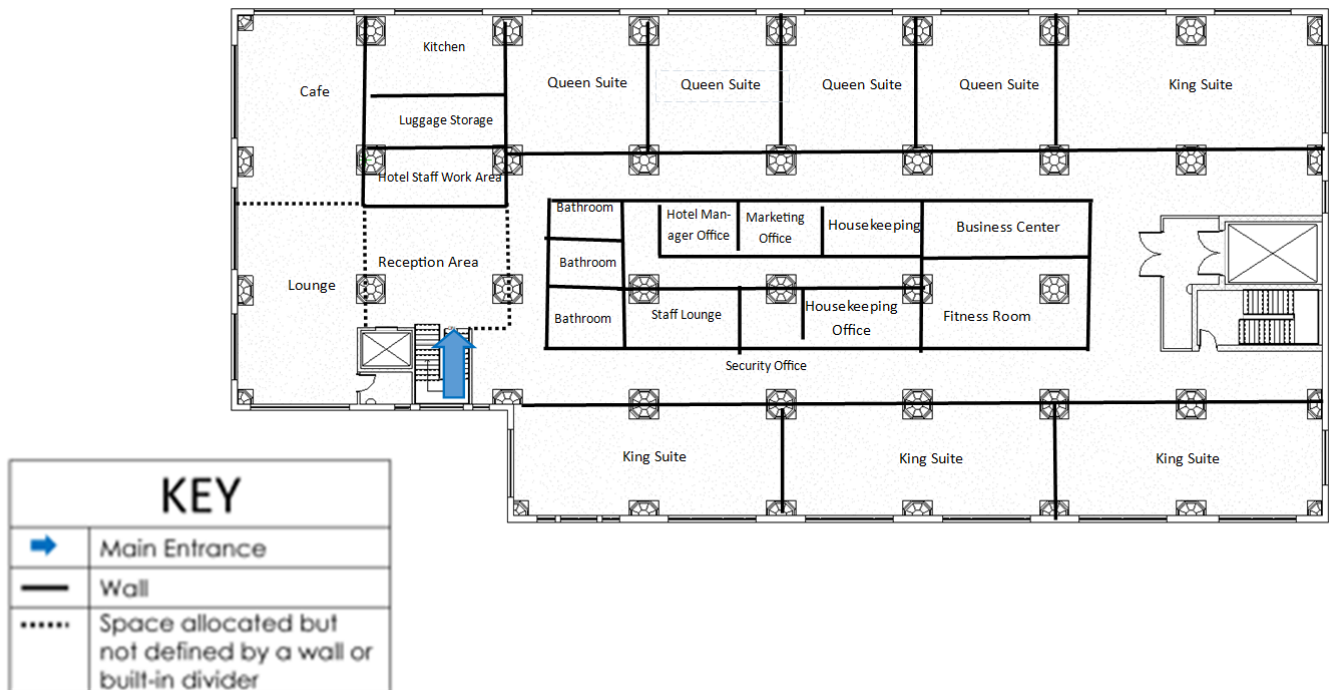
# Adjacency Matrix

	Lounge	Lobby	Luggage	Queen Suite	King Suite	Hotel Staff Work Area	Kitchen	Café	Hotel Manager Office	Staff Lounge	Marketing Office	Security Office	Bathroom (Men and Women)	Bathroom (Family)	Business Center	Fitness Center	Housekeeping	Housekeeping Office
Lounge																		
Lobby	●																	
Luggage																		
Queen Suite			●	●														
King Suite				●	●													
Hotel Staff Work Area			●															
Kitchen			●	●														
Café	●	●					●											
Hotel Manager Office																		
Staff Lounge									●									
Marketing Office									●	●								
Security Office									●	●								
Bathroom (Men and Women)	●	●	●			●				●								
Bathroom (Family)	●	●	●			●				●			●					
Business Center				●	●													
Fitness Center				●	●										●			
Housekeeping									●	●	●	●			●	●		
Housekeeping Office									●	●	●	●			●	●	●	

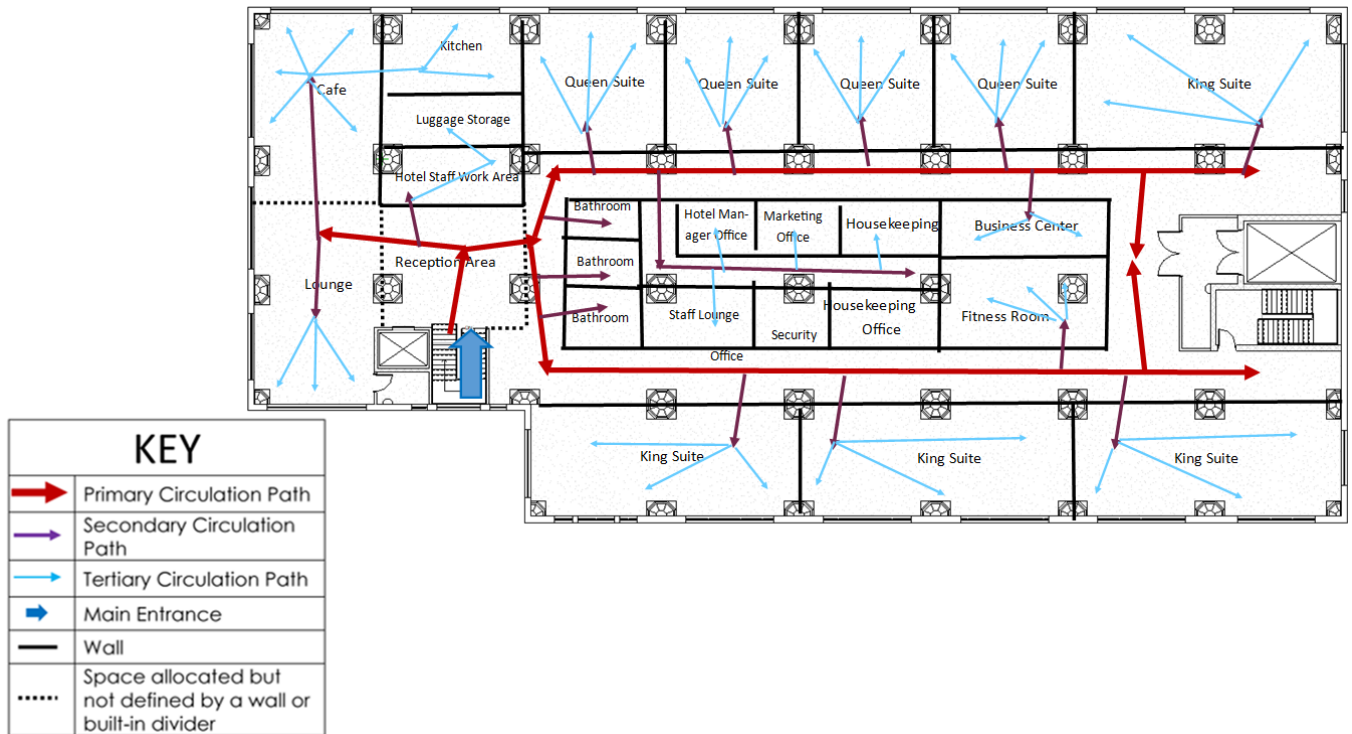
## Bubble Diagram



## Blocking Diagram




# Circulation Diagram




## FF&amp;E Schedule


FF&E Schedule		
<b>Code</b>	A-1	
<b>Description</b>	Mini fridge	
<b>Manufacturer</b>	KaTom Restaurant Supply Inc.	
<b>Item/Model Name</b>	Summit Undercounter Refrigerator	
<b>Item/Model Number</b>	FF7BKSSHHADA	
<b>Dimension/Size</b>	23.63" W x 24.25" D x 32.25" H	
<b>Quantity</b>	4	
<b>Product Finish/Color</b>	Stainless Steel	
<b>Fabric Code</b>	n/a	
<b>Fabric Pattern Name/Number</b>	n/a	
<b>C.O.M. Description/Manufacturer Description</b>		
<b>Location</b>	Queen suite kitchen	
<b>Notes</b>	ADA Compliant	


FF&E Schedule		
<b>Code</b>	A-2	
<b>Description</b>	Microwave	
<b>Manufacturer</b>	Whirlpool	
<b>Item/Model Name</b>	Whirlpool Microwave	
<b>Item/Model Number</b>	0067722	
<b>Dimension/Size</b>	21.75"W 13"H 17.25"D	
<b>Quantity</b>	8	
<b>Product Finish/Color</b>	Stainless Steel	
<b>Fabric Code</b>	n/a	
<b>Fabric Pattern Name/Number</b>	n/a	
<b>C.O.M. Description/Manufacturer Description</b>		
<b>Location</b>	Queen & king suite kitchens	
<b>Notes</b>		


FF&E Schedule		
<b>Code</b>	A-3	
<b>Description</b>	Coffee Maker	
<b>Manufacturer</b>	Keurig	
<b>Item/Model Name</b>	Keurig Commercial Coffee Maker	
<b>Item/Model Number</b>	K-1500	
<b>Dimension/Size</b>		
<b>Quantity</b>	8	
<b>Product Finish/Color</b>	Black	
<b>Fabric Code</b>	n/a	
<b>Fabric Pattern Name/Number</b>	n/a	
<b>C.O.M. Description/Manufacturer Description</b>		
<b>Location</b>	Queen & king suite kitchens	
<b>Notes</b>		

FF&E Schedule		
<b>Code</b>	A-4	
<b>Description</b>	Full sized fridge	
<b>Manufacturer</b>	Summit Appliance	
<b>Item/Model Name</b>	Summit Compact Refrigerator & Freezer	
<b>Item/Model Number</b>	162-FFBF286SS	
<b>Dimension/Size</b>	27.25" W x 75.38" H	
<b>Quantity</b>	4	
<b>Product Finish/Color</b>	Stainless Steel	
<b>Fabric Code</b>	n/a	
<b>Fabric Pattern Name/Number</b>	n/a	
<b>C.O.M. Description/Manufacturer Description</b>		
<b>Location</b>	King suite kitchens	
<b>Notes</b>	LED lighting Frost-free ENERGY STAR certified CEE Tier I qualified	


FF&E Schedule		
<b>Code</b>	A-5	
<b>Description</b>	Full sized dishwasher	
<b>Manufacturer</b>	Summit Appliance	
<b>Item/Model Name</b>	Summit Undercounter Dishwasher	
<b>Item/Model Number</b>	162-DW2435SSDA	
<b>Dimension/Size</b>	32" Hx 23.5" W x 22.38" D	
<b>Quantity</b>	4	
<b>Product Finish/Color</b>	Stainless Steel	
<b>Fabric Code</b>	n/a	
<b>Fabric Pattern Name/Number</b>	n/a	
<b>C.O.M. Description/Manufacturer Description</b>		
<b>Location</b>	King suite kitchens	
<b>Notes</b>	ENERGY STAR certified ADA compliant	


FF&E Schedule		
<b>Code</b>	B-1	
<b>Description</b>	Bench	
<b>Manufacturer</b>	Herman Miller	
<b>Item/Model Name</b>	Tuxedo Component Museum Bench	
<b>Item/Model Number</b>	N/A	
<b>Dimension/Size</b>	84"L x 28"W x 17"H	
<b>Quantity</b>	2	
<b>Product Finish/Color</b>	Light Grey	*finishes shown above*
<b>Fabric Code</b>	N/A	
<b>Fabric Pattern Name/Number</b>	N/A	
<b>C.O.M. Description/Manufacturer Description</b>	Metal Frame	
<b>Location</b>	Lounge Area	
<b>Notes</b>		

FF&E Schedule		
<b>Code</b>	BD-1	
<b>Description</b>	Queen bed	
<b>Manufacturer</b>	Bernhardt Hospitality	
<b>Item/Model Name</b>	Calavaras Laminated Teak Panel Bed	
<b>Item/Model Number</b>	396-H46	
<b>Dimension/Size</b>	82-1/4" W 90-15/16" D 66-1/8" H	
<b>Quantity</b>	8	
<b>Product Finish/Color</b>	Smoke finish	
<b>Fabric Code</b>	n/a	
<b>Fabric Pattern Name/Number</b>	n/a	
<b>C.O.M. Description/Manufacturer Description</b>		
<b>Location</b>	Queen Suites	
<b>Notes</b>		



FF&E Schedule		
<b>Code</b>	BD-2	
<b>Description</b>	King Bed	
<b>Manufacturer</b>	Bernhardt Hospitality	
<b>Item/Model Name</b>	Canello Upholstered Metal Bed	
<b>Item/Model Number</b>	386-H59, 386-FR59	
<b>Dimension/Size</b>	81-5/8" W 88-1/4" D 68-3/8" H	
<b>Quantity</b>	4	
<b>Product Finish/Color</b>	Tarnished Nickel finish and upholstered gray	
<b>Fabric Code</b>	n/a	
<b>Fabric Pattern Name/Number</b>	Gray	
<b>C.O.M. Description/Manufacturer Description</b>		
<b>Location</b>	King suite bedroom	
<b>Notes</b>		






FF&E Schedule		
<b>Code</b>	BO-1	
<b>Description</b>	Booth	
<b>Manufacturer</b>	Restaurant Furniture	
<b>Item/Model Name</b>	SH RECLAIMED STYLE PLAIN BACK BOOTH	
<b>Item/Model Number</b>	FRU-BT-SH-PL	
<b>Dimension/Size</b>	48" W x 24" D x 42" H	
<b>Quantity</b>	8	
<b>Product Finish/Color</b>	Oak Laminate, Black Vinyl Upholstery	
<b>Fabric Code</b>	N/A	
<b>Fabric Pattern Name/Number</b>	N/A	
<b>C.O.M. Description/Manufacturer Description</b>	Our custom booths are made in the USA and can be manufactured in any length, height or shape. We can customize your booth to fit your exact requirements. Popular shapes include: Single, Deuce-Single, Double, Deuce-Double, L Shape, ½ Circle, ¾ Circle and Wall Bench.	
<b>Location</b>	Cafe	
<b>Notes</b>		



FF&E Schedule		
<b>Code</b>	C-1	
<b>Description</b>	Barstool	
<b>Manufacturer</b>	Herman Miller	
<b>Item/Model Name</b>	Leeway Stool	
<b>Item/Model Number</b>	N/A	
<b>Dimension/Size</b>	21.25"L x 19"W x 40.5"H	
<b>Quantity</b>	12	
<b>Product Finish/Color</b>	Ebony Ash	*finishes shown above*
<b>Fabric Code</b>	998	
<b>Fabric Pattern Name/Number</b>	Black, BK	
<b>C.O.M. Description/Manufacturer Description</b>	Metal Frame	
<b>Location</b>	Lounge Area	
<b>Notes</b>		





FF&E Schedule		
<b>Code</b>	C-2	
<b>Description</b>	Chair	
<b>Manufacturer</b>	Herman Miller	
<b>Item/Model Name</b>	Bevel Club Chair	
<b>Item/Model Number</b>	AL6C0400EN1R10NFR	
<b>Dimension/Size</b>	30"L x 33"W x 28"H	
<b>Quantity</b>	2	
<b>Product Finish/Color</b>	Heathered Black	
<b>Fabric Code</b>	N/A	
<b>Fabric Pattern Name/Number</b>	N/A	
<b>C.O.M. Description/Manufacturer Description</b>	N/A	
<b>Location</b>	Lounge Area	
<b>Notes</b>		


FF&E Schedule		
<b>Code</b>	C-3	
<b>Description</b>	Chair	
<b>Manufacturer</b>	Herman Miller	
<b>Item/Model Name</b>	Nelson Coconut Lounge Chair	
<b>Item/Model Number</b>	N/A	
<b>Dimension/Size</b>	32.5"L x 40"W x 33"H	
<b>Quantity</b>	4	
<b>Product Finish/Color</b>	Trivalent Chrome	*finishes shown above*
<b>Fabric Code</b>	47	
<b>Fabric Pattern Name/Number</b>	Black	
<b>C.O.M. Description/Manufacturer Description</b>	Leather	
<b>Location</b>	Lounge Area	
<b>Notes</b>		



FF&E Schedule		
<b>Code</b>	C-4	
<b>Description</b>	Chair	
<b>Manufacturer</b>	AFRA Furniture	
<b>Item/Model Name</b>	Huggy S7 Lounge	
<b>Item/Model Number</b>	HER664MS-S7	
<b>Dimension/Size</b>	Overall: 35" H 31.90" W 29.95" D Seat H: 16.55" Arm H: 23.65"	
<b>Quantity</b>	8	 Barlborough Cuz3d
<b>Product Finish/Color</b>	Legs: Black powder coated metal	
<b>Fabric Code</b>	Cuz3d	
<b>Fabric Pattern Name/Number</b>	Barlborough	
<b>C.O.M. Description/Manufacturer Description</b>		
<b>Location</b>	Queen Suites	
<b>Notes</b>		


FF&E Schedule		
<b>Code</b>	C-5	
<b>Description</b>	Chair	
<b>Manufacturer</b>	AFRA Furniture	
<b>Item/Model Name</b>	Andry S5 Armchair	
<b>Item/Model Number</b>	HER666AM-S5	
<b>Dimension/Size</b>	Overall: 33.85" H 23.65" W 23.65" D S/H: 18.5" A/H: 26"	
<b>Quantity</b>	4	 Barlborough Cuz3d
<b>Product Finish/Color</b>	Legs: black powder coated metal	
<b>Fabric Code</b>	Cuz3d	
<b>Fabric Pattern Name/Number</b>	Barlborough	
<b>C.O.M. Description/Manufacturer Description</b>		
<b>Location</b>	Queen Suites	
<b>Notes</b>		


FF&E Schedule		
<b>Code</b>	C-6	
<b>Description</b>	Chair	
<b>Manufacturer</b>	Herman Miller	
<b>Item/Model Name</b>	Ruby Stool	
<b>Item/Model Number</b>		
<b>Dimension/Size</b>	39"H 24"W 21.5" D Seat Height: 25"	
<b>Quantity</b>	8	
<b>Product Finish/Color</b>	Black	
<b>Fabric Code</b>	n/a	
<b>Fabric Pattern Name/Number</b>	n/a	
<b>C.O.M. Description/Manufacturer Description</b>		
<b>Location</b>	Queen & king suite kitchens	
<b>Notes</b>	Environmental Certifications: Indoor Advantage Gold	


FF&E Schedule		
<b>Code</b>	C-7	
<b>Description</b>	Chair	
<b>Manufacturer</b>	Herman Miller	
<b>Item/Model Name</b>	Sayl Side Chairs	
<b>Item/Model Number</b>		
<b>Dimension/Size</b>	24" W 19.25" D 34.25" H S/H: 18.50"	
<b>Quantity</b>	4	 Black BK
<b>Product Finish/Color</b>	Black	
<b>Fabric Code</b>	BK	
<b>Fabric Pattern Name/Number</b>	Black	
<b>C.O.M. Description/Manufacturer Description</b>		
<b>Location</b>	King suite living room (desk chair)	
<b>Notes</b>	Environmental Certifications: Level Certified Indoor Advantage Gold Recyclable	
FF&E Schedule		


<b>Code</b>	C-8	
<b>Description</b>	Chair	
<b>Manufacturer</b>	Herman Miller	
<b>Item/Model Name</b>	Magis Officina Armchair	
<b>Item/Model Number</b>		
<b>Dimension/Size</b>	35.25" W 30.50" D 27.75" H S/H: 16.25"	
<b>Quantity</b>	8	
<b>Product Finish/Color</b>	Black galvanized finish	
<b>Fabric Code</b>	n/a	
<b>Fabric Pattern Name/Number</b>	Black	
<b>C.O.M. Description/Manufacturer Description</b>		
<b>Location</b>	King suite living room	
<b>Notes</b>		


FF&E Schedule		
<b>Code</b>	C-9	
<b>Description</b>	Chair	
<b>Manufacturer</b>	Bernhardt Hospitality	
<b>Item/Model Name</b>	Owen Chair	
<b>Item/Model Number</b>	B8213	
<b>Dimension/Size</b>	27.5" W 30" D 30.5" H S/H: 18" A/H: 26.5" S/D: 22" B/A: 22.5"	
<b>Quantity</b>	4	 Montcrest CUZ3A
<b>Product Finish/Color</b>	Stainless steel finish	
<b>Fabric Code</b>	CUZ3A	
<b>Fabric Pattern Name/Number</b>	Montcrest	
<b>C.O.M. Description/Manufacturer Description</b>		
<b>Location</b>	Bedrooms of king suites	
<b>Notes</b>		


FF&E Schedule		
<b>Code</b>	C-10	
<b>Description</b>	Chair	
<b>Manufacturer</b>	Bernhardt Hospitality	
<b>Item/Model Name</b>	Lowell Dining Chair	
<b>Item/Model Number</b>	303-531	
<b>Dimension/Size</b>	23-1/8" W x 23-3/8" D x 36" H S/H: 19" A/H: 18-7/8" S/D:19"	
<b>Quantity</b>	4	
<b>Product Finish/Color</b>	Gray Mist	
<b>Fabric Code</b>	n/a	
<b>Fabric Pattern Name/Number</b>	Gray	
<b>C.O.M. Description/Manufacturer Description</b>		
<b>Location</b>	Dining area in King Suites	
<b>Notes</b>		

FF&E Schedule		
<b>Code</b>	C-11	
<b>Description</b>	Chair	
<b>Manufacturer</b>	Herman Miller	
<b>Item/Model Name</b>	Eames Molded Plywood Dining Chair with Metal Base	
<b>Item/Model Number</b>	DCM.47OU	
<b>Dimension/Size</b>	19.75" W x 20.75" D x 17.5" H	
<b>Quantity</b>	8	
<b>Product Finish/Color</b>	Ebony Ash	
<b>Fabric Code</b>	N/A	
<b>Fabric Pattern Name/Number</b>	N/A	
<b>C.O.M. Description/Manufacturer Description</b>	This chair's curved plywood seat and back are so thin, the design was nicknamed the "potato chip chair" soon after it was launched. Decades later, it earned a different title, when Time magazine named it the Best Design of the 20th century.	
<b>Location</b>	Cafe	
<b>Notes</b>		


FF&E Schedule		
Code	C-12	
Description	Stool	
Manufacturer	Industry West	
Item/Model Name	STRIDE BAR STOOL	
Item/Model Number	STRIDE-BS-BLACK/BROWN	
Dimension/Size	19" W x 22" D x 40" H	
Quantity	4	
Product Finish/Color	Cigar Wood Veneer	
Fabric Code	N/A	
Fabric Pattern Name/Number	N/A	
C.O.M. Description/Manufacturer Description	The Stride Bar Stool is a reimagining of classic schoolhouse seating that fits in perfectly in industrial-style designed spaces. Complementing the unfinished, utilitarian ambience, the Stride features highly scratch resistant veneer, studded with rivets for added character. The galvanized steel frame is finished with an epoxy treatment which highlights distinctive stoppers on the chair's feet. The waterfall style seat allows ample room and a seamless comfortable aesthetic.	
Location	Cafe	
Notes		



FF&E Schedule		
<b>Code</b>	C-13	
<b>Description</b>	Office Chair	
<b>Manufacturer</b>	Herman Miller	
<b>Item/Model Name</b>	Aeron Chair	
<b>Item/Model Number</b>		
<b>Dimension/Size</b>	25.75" W x 16" D x 42" H	
<b>Quantity</b>	8	
<b>Product Finish/Color</b>	Graphite Caster	
<b>Fabric Code</b>	N/A	
<b>Fabric Pattern Name/Number</b>	N/A	
<b>C.O.M. Description/Manufacturer Description</b>	Combining a deep knowledge of human-centered design with cutting-edge technology, Aeron is our most admired and recognized office chair. With over 7 million sold, it still sets the benchmark for ergonomic comfort more than 20 years after its debut.	
<b>Location</b>	Business Center	
<b>Notes</b>		


FF&E Schedule		
<b>Code</b>	D-1	
<b>Description</b>	Dresser	
<b>Manufacturer</b>	Bernhardt Hospitality	
<b>Item/Model Name</b>	Parkhurst Dresser	
<b>Item/Model Number</b>	382-051	
<b>Dimension/Size</b>	64" W 18-3/16" D 36" H	
<b>Quantity</b>	4	
<b>Product Finish/Color</b>	Maple veneer in High Sheen White Lacquer finish Polished stainless steel	
<b>Fabric Code</b>	n/a	
<b>Fabric Pattern Name/Number</b>	n/a	
<b>C.O.M. Description/Manufacturer Description</b>		
<b>Location</b>	Bedrooms of king suites	
<b>Notes</b>		



FF&E Schedule		
<b>Code</b>	F-1	
<b>Description</b>	Treadmill	
<b>Manufacturer</b>	Nordic Track	
<b>Item/Model Name</b>	Commercial 1750	
<b>Item/Model Number</b>	NTL14221	
<b>Dimension/Size</b>	22" W x 66" D x 48" H	
<b>Quantity</b>	3	
<b>Product Finish/Color</b>	Matte Black Plastic, Chrome	
<b>Fabric Code</b>	n/a	
<b>Fabric Pattern Name/Number</b>	n/a	
<b>C.O.M. Description/Manufacturer Description</b>	Interactive personal training goes higher and faster than ever before, Combining connected iFit training, industry-leading 6% decline to 40% incline and 0-12 mph speeds, Nordictrack treadmills offer you the maximum range and personalized training to provide you with an incredible iFit workout experience.	
<b>Location</b>	Fitness Room	
<b>Notes</b>		




FF&E Schedule		
<b>Code</b>	F-2	
<b>Description</b>	Elliptical Machine	
<b>Manufacturer</b>	Nordic Track	
<b>Item/Model Name</b>	FS10i	
<b>Item/Model Number</b>	NTEL71320	
<b>Dimension/Size</b>	30" W x 59" D x 74" H	
<b>Quantity</b>	2	
<b>Product Finish/Color</b>	Matte Black Plastic, Chrome	
<b>Fabric Code</b>	n/a	
<b>Fabric Pattern Name/Number</b>	n/a	
<b>C.O.M. Description/Manufacturer Description</b>	You'll never have to be bored during your workout again. Get out of your rut with a variety of workout options from full-body sculpting and strength training to yoga and active recovery.	
<b>Location</b>	Fitness Room	
<b>Notes</b>		


FF&E Schedule		
<b>Code</b>	F-3	
<b>Description</b>	Bike Machine	
<b>Manufacturer</b>	Nordic Track	
<b>Item/Model Name</b>	Commercial S22i Studio Cycle	
<b>Item/Model Number</b>	NTEX02121	
<b>Dimension/Size</b>	63" W x 22" D x 60" H	
<b>Quantity</b>	1	
<b>Product Finish/Color</b>	Matte Black Plastic, Chrome	
<b>Fabric Code</b>	n/a	
<b>Fabric Pattern Name/Number</b>	n/a	
<b>C.O.M. Description/Manufacturer Description</b>	Join high energy studio classes, mountain bike rides in Moab, or ride a Tour de France stage all from the comfort of your home. Access on-demand classes with the world's best personal trainers for beginners or the hard-core cyclist. Interactive Personal Training comes to life as your personal trainer controls the incline, decline and resistance of your ride, a truly Interactive Experience.	
<b>Location</b>		
<b>Notes</b>		


FF&E Schedule		
<b>Code</b>	S-1	
<b>Description</b>	Sofa	
<b>Manufacturer</b>	Herman Miller	
<b>Item/Model Name</b>	Bevel Sofa	
<b>Item/Model Number</b>	N/A	
<b>Dimension/Size</b>	84"L x 30"W x 28"H	
<b>Quantity</b>	2	
<b>Product Finish/Color</b>	Heathered Black	
<b>Fabric Code</b>	N/A	
<b>Fabric Pattern Name/Number</b>	N/A	
<b>C.O.M. Description/Manufacturer Description</b>	N/A	
<b>Location</b>	Lounge Area	
<b>Notes</b>		


FF&E Schedule		
<b>Code</b>	S-2	
<b>Description</b>	Sofa	
<b>Manufacturer</b>	Herman Miller	
<b>Item/Model Name</b>	Rhyme Modular Seating	
<b>Item/Model Number</b>	N/A	
<b>Dimension/Size</b>	N/A	
<b>Quantity</b>	1	
<b>Product Finish/Color</b>	N/A	
<b>Fabric Code</b>	N/A	
<b>Fabric Pattern Name/Number</b>	Light Grey	
<b>C.O.M. Description/Manufacturer Description</b>	N/A	
<b>Location</b>	Lounge Area	
<b>Notes</b>		


FF&E Schedule		
<b>Code</b>	S-3	
<b>Description</b>	Sofa	
<b>Manufacturer</b>	Herman Miller	
<b>Item/Model Name</b>	Cloud Plain Sofa – High Back – 2 Seat	
<b>Item/Model Number</b>	N/A	
<b>Dimension/Size</b>	29.5"L x 63"W x 51"H	
<b>Quantity</b>	6	
<b>Product Finish/Color</b>	Light Blue	*finishes shown above*
<b>Fabric Code</b>	N/A	
<b>Fabric Pattern Name/Number</b>	N/A	
<b>C.O.M. Description/Manufacturer Description</b>	N/A	
<b>Location</b>	Hallways	
<b>Notes</b>		



FF&E Schedule		
<b>Code</b>	S-4	
<b>Description</b>	Sleeper Sofa	
<b>Manufacturer</b>	Bernhardt Hospitality	
<b>Item/Model Name</b>	Arthur Queen Sofa Sleeper	
<b>Item/Model Number</b>	W6727S	
<b>Dimension/Size</b>	Overall: 84" W 35" D 35-1/2" H S/H: 18.5" A/H: 27" S/D:23" B/A: 70"	
<b>Quantity</b>	4	
<b>Product Finish/Color</b>	Black legs	
<b>Fabric Code</b>	Mist #7	
<b>Fabric Pattern Name/Number</b>	AC-63153 Rodeo And Rodeo 2	
<b>C.O.M. Description/Manufacturer Description</b>		
<b>Location</b>	Queen Suites	
<b>Notes</b>	Fire retardant free Phthalate free Fluorocarbon free	




FF&E Schedule		
<b>Code</b>	S-5	
<b>Description</b>	Sofa	
<b>Manufacturer</b>	Herman Miller	
<b>Item/Model Name</b>	Magis Officina Sofa	
<b>Item/Model Number</b>		
<b>Dimension/Size</b>	84" W 30.50" D 27.75" H S/H: 16.25	
<b>Quantity</b>	4	
<b>Product Finish/Color</b>	Black galvanized finish	
<b>Fabric Code</b>	n/a	
<b>Fabric Pattern Name/Number</b>	Black	
<b>C.O.M. Description/Manufacturer Description</b>		
<b>Location</b>	King suite living room	
<b>Notes</b>		


FF&E Schedule		
<b>Code</b>	T-1	
<b>Description</b>	Coffee Table	
<b>Manufacturer</b>	Herman Miller	
<b>Item/Model Name</b>	Eames Coffee Table	
<b>Item/Model Number</b>	N/A	
<b>Dimension/Size</b>	30"L x 30"W x 15.25"H	
<b>Quantity</b>	2	
<b>Product Finish/Color</b>	Cararra White, CRR	*finishes shown above*
<b>Fabric Code</b>	N/A	
<b>Fabric Pattern Name/Number</b>	N/A	
<b>C.O.M. Description/Manufacturer Description</b>	Marble	
<b>Location</b>	Lounge Area	
<b>Notes</b>		


FF&E Schedule		
<b>Code</b>	T-2	
<b>Description</b>	Side Table	
<b>Manufacturer</b>	Herman Miller	
<b>Item/Model Name</b>	Polygon Wire Table	
<b>Item/Model Number</b>	N/A	
<b>Dimension/Size</b>	16"L x 20"W x 26"H	
<b>Quantity</b>	4	
<b>Product Finish/Color</b>	Black	*finishes shown above*
<b>Fabric Code</b>	N/A	
<b>Fabric Pattern Name/Number</b>	N/A	
<b>C.O.M. Description/Manufacturer Description</b>	N/A	
<b>Location</b>	Lounge Area	
<b>Notes</b>	Indoor Air Quality Certified to SCS-EC10.3-2014 v4.0, ANSI/BIFMA Furniture Emissions Standard, ANSI/BIFMA e.3-2019, CDPH/EHLB Standard Method	


FF&E Schedule		
Code	T-3	
Description	Coffee Table	
Manufacturer	Herman Miller	
Item/Model Name	Polygon Wire Table - Round	
Item/Model Number	N/A	
Dimension/Size	14"L x 22"W x 26"H	
Quantity	2	
Product Finish/Color	Black	*finishes shown above*
Fabric Code	N/A	
Fabric Pattern Name/Number	N/A	
C.O.M. Description/Manufacturer Description	N/A	
Location	Lounge Area	
Notes	Indoor Air Quality Certified to SCS-EC10.3-2014 v4.0, ANSI/BIFMA Furniture Emissions Standard, ANSI/BIFMA e.3-2019, CDPH/EHLB Standard Method	

FF&E Schedule		
<b>Code</b>	T-4	
<b>Description</b>	Desk	
<b>Manufacturer</b>	TLS Custom Furniture	
<b>Item/Model Name</b>	Atlanta Renaissance Guest Desk with Technology	
<b>Item/Model Number</b>	920-19JX	
<b>Dimension/Size</b>	60" W 29 3/4" H 26" D	
<b>Quantity</b>	4	
<b>Product Finish/Color</b>	Black	
<b>Fabric Code</b>	n/a	
<b>Fabric Pattern Name/Number</b>	n/a	
<b>C.O.M. Description/Manufacturer Description</b>		
<b>Location</b>	King suite living areas	
<b>Notes</b>		


FF&E Schedule		
<b>Code</b>	T-5	
<b>Description</b>	Coffee Table	
<b>Manufacturer</b>	Herman Miller	
<b>Item/Model Name</b>	Eames Coffee Table	
<b>Item/Model Number</b>		
<b>Dimension/Size</b>	30" W 30" D 15.25" H	
<b>Quantity</b>	4	
<b>Product Finish/Color</b>	Legs: Black (BK) Top: Ebony (EN)	  <div> <div>Black BK</div> <div>Ebony EN</div> </div>
<b>Fabric Code</b>	n/a	
<b>Fabric Pattern Name/Number</b>	n/a	
<b>C.O.M. Description/Manufacturer Description</b>		
<b>Location</b>	Queen Suites	
<b>Notes</b>		


FF&E Schedule		
<b>Code</b>	T-6	
<b>Description</b>	End table	
<b>Manufacturer</b>	Herman Miller	
<b>Item/Model Name</b>	Polygon Wire Table	
<b>Item/Model Number</b>		
<b>Dimension/Size</b>	Diameter: 18" 20" H	
<b>Quantity</b>	8	
<b>Product Finish/Color</b>	Black	
<b>Fabric Code</b>	n/a	
<b>Fabric Pattern Name/Number</b>	n/a	
<b>C.O.M. Description/Manufacturer Description</b>	Environmental certifications: Indoor Advantage Gold	
<b>Location</b>	Queen Suites	
<b>Notes</b>		


FF&E Schedule		
<b>Code</b>	T-7	
<b>Description</b>	Coffee table	
<b>Manufacturer</b>	Bernhardt Hospitality	
<b>Item/Model Name</b>	Arctic Cocktail Table	
<b>Item/Model Number</b>	375-023	
<b>Dimension/Size</b>	55-1/8" W 27-9/16" D 17-1/16"H	
<b>Quantity</b>	4	
<b>Product Finish/Color</b>	Polished stainless-steel base	
<b>Fabric Code</b>	n/a	
<b>Fabric Pattern Name/Number</b>	n/a	
<b>C.O.M. Description/Manufacturer Description</b>		
<b>Location</b>	King suite living room	
<b>Notes</b>		


FF&E Schedule		
<b>Code</b>	T-8	
<b>Description</b>	End table	
<b>Manufacturer</b>	Bernhardt Hospitality	
<b>Item/Model Name</b>	Arctic End Table	
<b>Item/Model Number</b>	375-103	
<b>Dimension/Size</b>	24" W 24" D 24" H	
<b>Quantity</b>	8	
<b>Product Finish/Color</b>	Polished stainless-steel base	
<b>Fabric Code</b>	n/a	
<b>Fabric Pattern Name/Number</b>	n/a	
<b>C.O.M. Description/Manufacturer Description</b>		
<b>Location</b>	King suite living room	
<b>Notes</b>		





FF&E Schedule		
<b>Code</b>	T-9	
<b>Description</b>	Nightstand	
<b>Manufacturer</b>	Bernhardt Hospitality	
<b>Item/Model Name</b>	Parkhurst Nightstand	
<b>Item/Model Number</b>	382-229	
<b>Dimension/Size</b>	40" W 18-3/16" D 29-3/4" H	
<b>Quantity</b>	8	
<b>Product Finish/Color</b>	Maple veneer in High Sheen Lacquer finish Polished stainless steel frame	
<b>Fabric Code</b>	n/a	
<b>Fabric Pattern Name/Number</b>	n/a	
<b>C.O.M. Description/Manufacturer Description</b>		
<b>Location</b>	King suite bedroom	
<b>Notes</b>		


FF&E Schedule		
<b>Code</b>	T-10	
<b>Description</b>	Dining Table	
<b>Manufacturer</b>	Bernhardt Hospitality	
<b>Item/Model Name</b>	Arctic Square Dining Table	
<b>Item/Model Number</b>	Table base: 375-773 Glass top: 998-6060	
<b>Dimension/Size</b>	60" W 60" D 29-7/8" H	
<b>Quantity</b>	4	
<b>Product Finish/Color</b>	Glass top with acrylic base	
<b>Fabric Code</b>	n/a	
<b>Fabric Pattern Name/Number</b>	n/a	
<b>C.O.M. Description/Manufacturer Description</b>		
<b>Location</b>	King suite dining area	
<b>Notes</b>		

FF&E Schedule		
<b>Code</b>	T-11	
<b>Description</b>	Round Dining Table	
<b>Manufacturer</b>	Herman Miller	
<b>Item/Model Name</b>	Nelson Swag Leg Dining Table with Round Top	
<b>Item/Model Number</b>	NS5852WOU	
<b>Dimension/Size</b>	48" D x 30" H	
<b>Quantity</b>	2	
<b>Product Finish/Color</b>	Walnut Veneer	
<b>Fabric Code</b>	n/a	
<b>Fabric Pattern Name/Number</b>	n/a	
<b>C.O.M. Description/Manufacturer Description</b>	George Nelson created the Nelson Swag Leg Dining Table with Round Top as a practical addition to his furniture group inspired by the process of swaging—tapering and curving a metal tube to create sculptural and strong legs for tables, desks, and chairs.	
<b>Location</b>	Cafe	
<b>Notes</b>		

FF&E Schedule		
<b>Code</b>	T-12	
<b>Description</b>	Square Dining Table	
<b>Manufacturer</b>	Harman Miller	
<b>Item/Model Name</b>	Nelson Swag Leg Dining Table with Rectangular Top	
<b>Item/Model Number</b>	NS5851WOU	
<b>Dimension/Size</b>	54" W x 36" D x 30"	
<b>Quantity</b>	4	
<b>Product Finish/Color</b>	Walnut Veneer	
<b>Fabric Code</b>	n/a	
<b>Fabric Pattern Name/Number</b>	n/a	
<b>C.O.M. Description/Manufacturer Description</b>	George Nelson created the Nelson Swag Leg Dining Table with Round Top as a practical addition to his furniture group inspired by the process of swaging—tapering and curving a metal tube to create sculptural and strong legs for tables, desks, and chairs.	
<b>Location</b>	Cafe	
<b>Notes</b>		

FF&E Schedule		
<b>Code</b>	T-13	
<b>Description</b>	Sit to Stand Desk	
<b>Manufacturer</b>	Harman Miller	
<b>Item/Model Name</b>	Nevi Sit to Stand Table	
<b>Item/Model Number</b>	DW6ATSR.2448LEWBST9191G257	
<b>Dimension/Size</b>	48" W X 60" D X 30" H	
<b>Quantity</b>	4	
<b>Product Finish/Color</b>		
<b>Fabric Code</b>	n/a	
<b>Fabric Pattern Name/Number</b>	n/a	
<b>C.O.M. Description/Manufacturer Description</b>	The Nevi Sit-to-Stand Table (2019) is a height-adjustable table that helps promote wellness, allowing the user to work comfortably.	
<b>Location</b>	Business Center	
<b>Notes</b>		


FF&E Schedule		
<b>Code</b>	TV-1	
<b>Description</b>	Television	
<b>Manufacturer</b>	Sony	
<b>Item/Model Name</b>	Bravia XR Full Array LED	
<b>Item/Model Number</b>	XR-65X95J	
<b>Dimension/Size</b>	65"	
<b>Quantity</b>	12	
<b>Product Finish/Color</b>	Black	
<b>Fabric Code</b>	n/a	
<b>Fabric Pattern Name/Number</b>	n/a	
<b>C.O.M. Description/Manufacturer Description</b>		
<b>Location</b>	Queen suites, king suite living areas, king suite bedrooms	
<b>Notes</b>		


FF&E Schedule		
<b>Code</b>	V-1	
<b>Description</b>	Vanity	
<b>Manufacturer</b>	Northland Furniture	
<b>Item/Model Name</b>	Vanity	
<b>Item/Model Number</b>	Wallowa Collection	
<b>Dimension/Size</b>	82" x 23" x 40"	
<b>Quantity</b>	4	
<b>Product Finish/Color</b>	Wallowa Collection	
<b>Fabric Code</b>	n/a	
<b>Fabric Pattern Name/Number</b>	n/a	
<b>C.O.M. Description/Manufacturer Description</b>		
<b>Location</b>	Queen suite bathroom	
<b>Notes</b>		


FF&E Schedule		
<b>Code</b>	V-2	
<b>Description</b>	Vanity	
<b>Manufacturer</b>	BSF	
<b>Item/Model Name</b>	Vanity	
<b>Item/Model Number</b>	B92220VY6	
<b>Dimension/Size</b>	24" x 69" x 34.75"	
<b>Quantity</b>	4	
<b>Product Finish/Color</b>	White and black	
<b>Fabric Code</b>	n/a	
<b>Fabric Pattern Name/Number</b>	n/a	
<b>C.O.M. Description/Manufacturer Description</b>		
<b>Location</b>	Queen suite bathroom	
<b>Notes</b>		


FF&E Schedule		
<b>Code</b>	WS-1	
<b>Description</b>	Workstation	
<b>Manufacturer</b>	Herman Miller	
<b>Item/Model Name</b>	Canvas Wall	
<b>Item/Model Number</b>	46447	
<b>Dimension/Size</b>	72" W X 96" D X 48" H	
<b>Quantity</b>	3	
<b>Product Finish/Color</b>	Birch wood, Blue fabric, White metal	
<b>Fabric Code</b>	Blue Fabric	
<b>Fabric Pattern Name/Number</b>	n/a	
<b>C.O.M. Description/Manufacturer Description</b>	n/a	
<b>Location</b>	Business Center	
<b>Notes</b>		

## Accessory Schedule

FF&E Schedule – Accessory		
<b>Code</b>	H-1	
<b>Description</b>	Handle	
<b>Manufacturer</b>	Ferguson	
<b>Item/Model Name</b>	Top Knobs	
<b>Item/Model Number</b>	M1153	
<b>Dimension/Size</b>	8-13/16"	
<b>Quantity</b>	14	
<b>Product Material/Finish/Color</b>	Flat Black	
<b>Location</b>	Public Restrooms	
<b>Notes</b>		


FF&E Schedule – Accessory		
<b>Code</b>	H-2	
<b>Description</b>	Handle	
<b>Manufacturer</b>	KnobDeco	
<b>Item/Model Name</b>	Richelieu Hardware Eclectic	
<b>Item/Model Number</b>	BP611090	
<b>Dimension/Size</b>	4" L x 1.14" W	
<b>Quantity</b>	48	
<b>Product Material/Finish/Color</b>	Black	
<b>Location</b>	Queen built ins	
<b>Notes</b>		


FF&E Schedule – Accessory		
<b>Code</b>	M-1	
<b>Description</b>	Mirror	
<b>Manufacturer</b>	Mirror Image Plus	
<b>Item/Model Name</b>	Full height mirror	
<b>Item/Model Number</b>	30086	
<b>Dimension/Size</b>	18" W x 60" H	
<b>Quantity</b>	4	
<b>Product Material/Finish/Color</b>	Powder coated white finish	
<b>Location</b>	King bedrooms	
<b>Notes</b>	Bluetooth with embedded speakers, charging, defogger/demister, dimmer, make up room/ do not disturb, lifestyle lighting, motion sensor lighting, nightlight, tv integration, weather and clock integration, Smarti, UV sanitizing light,	


FF&E Schedule – Accessory		
<b>Code</b>	R-1	
<b>Description</b>	Rug	
<b>Manufacturer</b>	Rugs.com	
<b>Item/Model Name</b>	Angelica Square Rug	
<b>Item/Model Number</b>	6258978	
<b>Dimension/Size</b>	8' x 10'	
<b>Quantity</b>	4	
<b>Product Material/Finish/Color</b>	Gray, black, ivory	
<b>Location</b>	King living room	
<b>Notes</b>		

FF&E Schedule – Accessory		
<b>Code</b>	R-2	
<b>Description</b>	Rug	
<b>Manufacturer</b>	Rugs.com	
<b>Item/Model Name</b>	Lattice Trellis Rug	
<b>Item/Model Number</b>	6297884	
<b>Dimension/Size</b>	9' x 12'	
<b>Quantity</b>	4	
<b>Product Material/Finish/Color</b>	White & gray	
<b>Location</b>	King bedroom	
<b>Notes</b>		


FF&E Schedule – Accessory		
<b>Code</b>	R-3	
<b>Description</b>	Rug	
<b>Manufacturer</b>	Kush Rugs	
<b>Item/Model Name</b>	Marmo Round	
<b>Item/Model Number</b>	N/A	
<b>Dimension/Size</b>	10' x 10'	
<b>Quantity</b>	2	
<b>Product Material/Finish/Color</b>	White & gray	
<b>Location</b>	Lounge Area	
<b>Notes</b>		

FF&E Schedule – Accessory		
<b>Code</b>	R-4	
<b>Description</b>	Rug	
<b>Manufacturer</b>	Kush Rugs	
<b>Item/Model Name</b>	Gibson Cherry Blossom	
<b>Item/Model Number</b>	N/A	
<b>Dimension/Size</b>	11' x 15'	
<b>Quantity</b>	2	
<b>Product Material/Finish/Color</b>	Cherry	
<b>Location</b>	Lounge Area	
<b>Notes</b>		

FF&E Schedule – Accessory		
<b>Code</b>	R-5	
<b>Description</b>	Rug	
<b>Manufacturer</b>	Rugs.com	
<b>Item/Model Name</b>	Angelica Square Rug	
<b>Item/Model Number</b>	6229462	
<b>Dimension/Size</b>	8' x 8'	
<b>Quantity</b>	4	
<b>Product Material/Finish/Color</b>	Gray, black, ivory	
<b>Location</b>	King dining room	
<b>Notes</b>		


FF&E Schedule – Accessory		
<b>Code</b>	R-6	
<b>Description</b>	Rug	
<b>Manufacturer</b>	Rugs.com	
<b>Item/Model Name</b>	Angelica Square Rug	
<b>Item/Model Number</b>	6266780	
<b>Dimension/Size</b>	4' x 6'	
<b>Quantity</b>	4	
<b>Product Material/Finish/Color</b>	Gray, black, ivory	
<b>Location</b>	King entryway	
<b>Notes</b>		




FF&E Schedule – Accessory		
<b>Code</b>	R-7	
<b>Description</b>	Rug	
<b>Manufacturer</b>	Rugs.com	
<b>Item/Model Name</b>	Apollo Rug	
<b>Item/Model Number</b>	6283532	
<b>Dimension/Size</b>	8' x 10'	
<b>Quantity</b>	4	
<b>Product Material/Finish/Color</b>	Gray	
<b>Location</b>	Queen living room	
<b>Notes</b>		


# Plumbing Schedule


FF&E Schedule – Plumbing Fixture		
<b>Code</b>	P-1	
<b>Description</b>	Toilet	
<b>Manufacturer</b>	Kohler	
<b>Item/Model Name</b>	Highline Comfort Height	
<b>Item/Model Number</b>	K-3999-0	
<b>Dimension/Size</b>	29"L x 18"W x 31"H	
<b>Quantity</b>	15	
<b>Product Material/Finish/Color</b>	White	
<b>Location</b>	Public Restrooms, king suite bathrooms, & queen suite bathrooms	
<b>Notes</b>	ADA, CSA B651, OBC	


FF&E Schedule – Plumbing Fixture		
<b>Code</b>	P-2	
<b>Description</b>	Bathtub	
<b>Manufacturer</b>	Kohler	
<b>Item/Model Name</b>	Mariposa	
<b>Item/Model Number</b>	K-1239-HR-96	
<b>Dimension/Size</b>	60"W 36" D 20" H	
<b>Quantity</b>	4	
<b>Product Material/Finish/Color</b>	White	
<b>Location</b>	Queen suite bathrooms	
<b>Notes</b>		


FF&E Schedule – Plumbing Fixture		
<b>Code</b>	P-3	
<b>Description</b>	Shower Head	
<b>Manufacturer</b>	Kohler	
<b>Item/Model Name</b>	Triton Bowe	
<b>Item/Model Number</b>	K-630T40-4AG-CP	
<b>Dimension/Size</b>	25-5/8" H	
<b>Quantity</b>	8	
<b>Product Material/Finish/Color</b>	Polished chrome	
<b>Location</b>	Queen and king suite bathrooms	
<b>Notes</b>		


FF&E Schedule – Plumbing Fixture		
<b>Code</b>	P-4	
<b>Description</b>	Sink	
<b>Manufacturer</b>	Blanco	
<b>Item/Model Name</b>	Liven	
<b>Item/Model Number</b>	401920	
<b>Dimension/Size</b>	25" W 22" D	
<b>Quantity</b>	4	
<b>Product Material/Finish/Color</b>	Granite composite black	
<b>Location</b>	Queen Kitchen	
<b>Notes</b>		

FF&E Schedule – Plumbing Fixture		
<b>Code</b>	P-5	
<b>Description</b>	Faucet	
<b>Manufacturer</b>	Blanco	
<b>Item/Model Name</b>	Linus	
<b>Item/Model Number</b>	526374	
<b>Dimension/Size</b>	8 5/8" D 11 1/8" H	
<b>Quantity</b>	8	
<b>Product Material/Finish/Color</b>	Coal black	
<b>Location</b>	King & queen suite kitchens	
<b>Notes</b>		


FF&E Schedule – Plumbing Fixture		
<b>Code</b>	P-6	
<b>Description</b>	Bathtub	
<b>Manufacturer</b>	Kohler	
<b>Item/Model Name</b>	Mariposa	
<b>Item/Model Number</b>	K-1224-L-96	
<b>Dimension/Size</b>	66" L x 35-7/8" W x 20" H	
<b>Quantity</b>	4	
<b>Product Material/Finish/Color</b>	White	
<b>Location</b>	King bathrooms	
<b>Notes</b>		


FF&E Schedule – Plumbing Fixture		
<b>Code</b>	P-7	
<b>Description</b>	Double sink	
<b>Manufacturer</b>	Blanco	
<b>Item/Model Name</b>	Valea Equal Double Low Divide	
<b>Item/Model Number</b>	442200	
<b>Dimension/Size</b>	19" D 32" W Each bowl: 17" D 14.5" W	
<b>Quantity</b>	4	
<b>Product Material/Finish/Color</b>	Coal Black	
<b>Location</b>	King kitchen	
<b>Notes</b>		


FF&E Schedule – Plumbing Fixture		
<b>Code</b>	P-8	
<b>Description</b>	Sink	
<b>Manufacturer</b>	Bradley Corporation	
<b>Item/Model Name</b>	Verge LVA – Series 3 - Station	
<b>Item/Model Number</b>	LVAD3	
<b>Dimension/Size</b>	89"L x 14"W x 20"H	
<b>Quantity</b>	2	
<b>Product Material/Finish/Color</b>	Antarctica	
<b>Location</b>	Public Restrooms (Men and Women)	
<b>Notes</b>	ADA, ICC/ANSI 117.1, TAS, NSF/ANSI 372 Compliant, Green Guard Gold Certified	


FF&E Schedule – Plumbing Fixture		
<b>Code</b>	P-9	
<b>Description</b>	Sink	
<b>Manufacturer</b>	Bradley Corporation	
<b>Item/Model Name</b>	Verge LVA – Series 3 - Station	
<b>Item/Model Number</b>	LVAD3	
<b>Dimension/Size</b>	29"L x 14"W x 20"H	
<b>Quantity</b>	2	
<b>Product Material/Finish/Color</b>	Antarctica	
<b>Location</b>	Public Restrooms (Men and Women)	
<b>Notes</b>	ADA, ICC/ANSI 117.1, TAS, NSF/ANSI 372 Compliant, Green Guard Gold Certified	


## Room Finish Schedule


Room Finish Schedule		
<b>Code</b>	BS-1	
<b>Description</b>	Backsplash	
<b>Manufacturer</b>	Tile Bar	
<b>Product/Style Name</b>	Havasar Grigio Honed Marble Mosaic	
<b>Product Number</b>	N/A	
<b>Product Finish/Color</b>	Black/White/Gray	
<b>Dimension/Size</b>	8" x 9.21"	
<b>Location</b>	Public Restrooms	
<b>Technical Specifications</b>		
<b>Notes</b>		


Room Finish Schedule		
<b>Code</b>	CPT-1	
<b>Description</b>	Carpet Tiles	
<b>Manufacturer</b>	Interface	
<b>Product/Style Name</b>	Night Flight	
<b>Product Number</b>	106475	
<b>Product Finish/Color</b>	Black	
<b>Dimension/Size</b>	50cm x 50cm	
<b>Location</b>	Hallways, Business Center	
<b>Technical Specifications</b>		
<b>Notes</b>		


Room Finish Schedule		
<b>Code</b>	CT-1	
<b>Description</b>	Countertop	
<b>Manufacturer</b>	Cambria	
<b>Product/Style Name</b>	Swanbridge	
<b>Product Number</b>	N/A	
<b>Product Finish/Color</b>	High Gloss	
<b>Dimension/Size</b>	Public rest rooms: 132" x 65.5" King suite kitchen: 5'4" x 2' and 1'7" x 2'	
<b>Location</b>	Public Restrooms, King Suite Kitchens	
<b>Technical Specifications</b>		
<b>Notes</b>		

Room Finish Schedule		
<b>Code</b>	CT-2	
<b>Description</b>	Countertop	
<b>Manufacturer</b>	Cambria	
<b>Product/Style Name</b>	Bentley	
<b>Product Number</b>	N/A	
<b>Product Finish/Color</b>	High Gloss	
<b>Dimension/Size</b>	132" x 65.5"	
<b>Location</b>	Lobby – Front Desk	
<b>Technical Specifications</b>		
<b>Notes</b>		


Room Finish Schedule		
<b>Code</b>	CT-3	
<b>Description</b>	Countertop	
<b>Manufacturer</b>	Cambria	
<b>Product/Style Name</b>	Skara Brae	
<b>Product Number</b>	N/A	
<b>Product Finish/Color</b>	High Gloss	
<b>Dimension/Size</b>	4'7" x 2' and 8'4" x 2'	
<b>Location</b>	Queen Suite Kitchen	
<b>Technical Specifications</b>		
<b>Notes</b>	Green guard gold Certified recycled content Mindful materials NSF Hpdc member Living building challenge Declare.	


Room Finish Schedule		
<b>Code</b>	FL-1	
<b>Description</b>	Rubber Flooring	
<b>Manufacturer</b>	Rogue	
<b>Product/Style Name</b>	PLAE ACHIEVE - 13MM	
<b>Product Number</b>	PF0001-140	
<b>Product Finish/Color</b>	Black/ Red/ Gray Rubber	
<b>Dimension/Size</b>	35' L X 4' W	
<b>Location</b>	Fitness Center	
<b>Technical Specifications</b>	Recycled SBR rubber tires and EPDM rubber granules bound with polyurethane.	
<b>Notes</b>		


Room Finish Schedule		
<b>Code</b>	PT-1	
<b>Description</b>	Paint	
<b>Manufacturer</b>	Sherwin Williams	
<b>Product/Style Name</b>	SuperPaint Interior Acrylic with Air Purifying Technology	
<b>Product Number</b>	A86W00061	
<b>Product Finish/Color</b>	Reflection SW 7661	
<b>Dimension/Size</b>	n/a	
<b>Location</b>	All walls in queen suites except exterior walls and headboard wall, all walls in king suites (including closet walls) except exterior walls, curtain walls, and tv wall, Café wall, Fitness Center	
<b>Technical Specifications</b>	Interior paint- Satin Finish	
<b>Notes</b>	Reduces VOCs from potential sources like carpet, cabinets, and fabrics	


Room Finish Schedule		
<b>Code</b>	PT-2	
<b>Description</b>	Paint	
<b>Manufacturer</b>	Sherwin Williams	
<b>Product/Style Name</b>	Emerald Urethane Trim Enamel	
<b>Product Number</b>	K37W00753	
<b>Product Finish/Color</b>	White Sand SW 9582	
<b>Dimension/Size</b>	n/a	
<b>Location</b>	Kitchen cabinets in King Suites, Public Restrooms	
<b>Technical Specifications</b>	Interior paint- Gloss finish	
<b>Notes</b>	Meets the most stringent VOC regulations with <50g/L	





Room Finish Schedule		
<b>Code</b>	ST-1	
<b>Description</b>	Stain	
<b>Manufacturer</b>	Olympic Stains	
<b>Product/Style Name</b>	Oil Based Wood Finish	
<b>Product Number</b>	n/a	
<b>Product Finish/Color</b>	Woodacres Oak	
<b>Dimension/Size</b>	n/a	
<b>Location</b>	Queen Suites built ins & Kitchen cabinets in queen suites	
<b>Technical Specifications</b>	Interior stain	
<b>Notes</b>		


Room Finish Schedule		
<b>Code</b>	T-1	
<b>Description</b>	Tile	
<b>Manufacturer</b>	Tile Bar	
<b>Product/Style Name</b>	Basic Travertine Silver Matte Porcelain Tile	
<b>Product Number</b>	N/A	
<b>Product Finish/Color</b>	Matte Gray/Silver	
<b>Dimension/Size</b>	23.50" x 47.08"	
<b>Location</b>	Public Restrooms	
<b>Technical Specifications</b>		
<b>Notes</b>		


Room Finish Schedule		
<b>Code</b>	T-2	
<b>Description</b>	Tile	
<b>Manufacturer</b>	Daltile	
<b>Product/Style Name</b>	Daphne White - Marble	
<b>Product Number</b>	M103	
<b>Product Finish/Color</b>	Daphne White M103	
<b>Dimension/Size</b>	12 x 12	
<b>Location</b>	Queen suite bathrooms (walls and flooring)	
<b>Technical Specifications</b>	Can be used for shower floor	
<b>Notes</b>		


Room Finish Schedule		
<b>Code</b>	T-3	
<b>Description</b>	Tile	
<b>Manufacturer</b>	Daltile	
<b>Product/Style Name</b>	Ironcraft	
<b>Product Number</b>	IC13	
<b>Product Finish/Color</b>	Charcoal Grey	
<b>Dimension/Size</b>	12" x 24"	
<b>Location</b>	King suite bathrooms (walls and flooring)	
<b>Technical Specifications</b>	Can be used for shower floor	
<b>Notes</b>	Made in the USA Pre-consumer recycling ZeroTox	


Room Finish Schedule		
<b>Code</b>	WC-1	
<b>Description</b>	Wallcovering	
<b>Manufacturer</b>	York Wallcoverings	
<b>Product/Style Name</b>	Scalloped Pearls Unpasted Wallpaper	
<b>Product Number</b>	NV5550	
<b>Product Finish/Color</b>	White/Silver	
<b>Dimension/Size</b>	27"H x 27"L = 60.75 sq ft	
<b>Location</b>	Hallways, Lounge, Lobby	
<b>Technical Specifications</b>	25.25" repeat	
<b>Notes</b>	Unpasted, washable, strippable	


Room Finish Schedule		
<b>Code</b>	WC-2	
<b>Description</b>	Wallcovering	
<b>Manufacturer</b>	Litfad	
<b>Product/Style Name</b>	Novelty Mountain Mural	
<b>Product Number</b>	220061974	
<b>Product Finish/Color</b>	Gold/Black	
<b>Dimension/Size</b>	197" x 118"	
<b>Location</b>	Fitness Center	
<b>Technical Specifications</b>	Non-Pasted	
<b>Notes</b>	Moisture resistant	


Room Finish Schedule		
<b>Code</b>	WC-3	
<b>Description</b>	Wallcovering	
<b>Manufacturer</b>	York Wallcoverings	
<b>Product/Style Name</b>	Onyx Strata	
<b>Product Number</b>	C12414	
<b>Product Finish/Color</b>	Grey	
<b>Dimension/Size</b>	27"H x 27"L = 60.75 sq ft	
<b>Location</b>	Public Restrooms	
<b>Technical Specifications</b>	24" repeat	
<b>Notes</b>	Unpasted, washable, wet removable	

Room Finish Schedule		
<b>Code</b>	WC-4	
<b>Description</b>	Wall covering	
<b>Manufacturer</b>	Koroseal	
<b>Product/Style Name</b>	Spire	
<b>Product Number</b>	SPR1-01	
<b>Product Finish/Color</b>	Hermitage	
<b>Dimension/Size</b>	Roll Width: 52-54"	
<b>Location</b>	All walls of king suite living room (including entry way) except exterior walls and curtain walls	
<b>Technical Specifications</b>	Fire rating: Class A ASTM E-84	
<b>Notes</b>		


Room Finish Schedule		
<b>Code</b>	WC-5	
<b>Description</b>	Wallcovering	
<b>Manufacturer</b>	Koroseal	
<b>Product/Style Name</b>	Vertex	
<b>Product Number</b>	V522-80	
<b>Product Finish/Color</b>	Daybreak	
<b>Dimension/Size</b>	Roll Width: 52-54"	
<b>Location</b>	TV wall of king suite bedroom	
<b>Technical Specifications</b>	Fire rating: Class A ASTM E-84 Vertical repeat: 1.5" Horizontal repeat: 1.183"	
<b>Notes</b>		


Room Finish Schedule		
<b>Code</b>	WC-6	
<b>Description</b>	Wall covering	
<b>Manufacturer</b>	Koroseal	
<b>Product/Style Name</b>	Spire	
<b>Product Number</b>	SPR1-05	
<b>Product Finish/Color</b>	Museum	
<b>Dimension/Size</b>	Roll Width: 52-54"	
<b>Location</b>	Head board wall of queen suite	
<b>Technical Specifications</b>	Fire rating: Class A ASTM E-84	
<b>Notes</b>		


Room Finish Schedule		
<b>Code</b>	WC-7	
<b>Description</b>	<ul style="list-style-type: none"> <li>Comes with 6 panels.</li> <li>Paste not included.</li> <li>Holiday Theme: No</li> <li>Seasonal Theme: No</li> <li>Weather Resistant: No</li> <li>Compatible Surface Type: Flat surface</li> <li>Gender: Neutral</li> <li>Paste Included: No</li> <li>Removable: Yes</li> <li>Transparent: No</li> <li>Texture: No</li> <li>Reusable: No</li> <li>Personalization: No</li> <li>Swatch Available: No</li> <li>Tools Needed for Installation: Sponge, level, smoothing tool.</li> </ul>	
<b>Manufacturer</b>	Wayfair	
<b>Product/Style Name</b>	Clyman Chalk Quotes Wall Mural	
<b>Product Number</b>	W001513905	
<b>Product Finish/Color</b>	White and Black Vinyl	
<b>Dimension/Size</b>	96" W x 118"	
<b>Location</b>	Cafe	
<b>Technical Specifications</b>		
<b>Notes</b>		


Room Finish Schedule		
<b>Code</b>	WC-8	
<b>Description</b>	Wall covering	
<b>Manufacturer</b>	Peri gold	
<b>Product/Style Name</b>	Dd106-05	
<b>Product Number</b>	P001260198	
<b>Product Finish/Color</b>	Grey	
<b>Dimension/Size</b>	27' L x 27" W	
<b>Location</b>	Business Center	
<b>Technical Specifications</b>		
<b>Notes</b>		


## Lighting Fixture Schedule


Lighting Schedule		
<b>Code</b>	LM-1	
<b>Fixture Type</b>	Lighted Mirror	
<b>Manufacturer</b>	Lightology	
<b>Item/Model Number</b>	CRV575018	
<b>Description</b>	Unity Lighted Mirror	
<b>Dimension/Size</b>	2"D x 24"W x 36"H	
<b>Quantity</b>	6	
<b>Lamp Source</b>	LED	
<b>Location</b>	Public Restrooms	
<b>Notes</b>		

Lighting Schedule		
<b>Code</b>	LM-2	
<b>Fixture Type</b>	Lighted Mirror	
<b>Manufacturer</b>	Lightology	
<b>Item/Model Number</b>	CRV575019	
<b>Description</b>	Unity Lighted Mirror	
<b>Dimension/Size</b>	48" W x 36" H x 2" D	
<b>Quantity</b>	8	
<b>Lamp Source</b>	LED	
<b>Location</b>	King and queen suite bathrooms	
<b>Notes</b>		


Lighting Schedule		
<b>Code</b>	P-1	
<b>Fixture Type</b>	Pendant	
<b>Manufacturer</b>	Lightology	
<b>Item/Model Number</b>	DTR473211	
<b>Description</b>	Coral Pendant	
<b>Dimension/Size</b>	24"W x 24"H	
<b>Quantity</b>	18	
<b>Lamp Source</b>	LED	
<b>Location</b>	Lounge Area	
<b>Notes</b>		


Lighting Schedule		
<b>Code</b>	P-2	
<b>Fixture Type</b>	Pendant	
<b>Manufacturer</b>	Lightology	
<b>Item/Model Number</b>	FRD856775	
<b>Description</b>	Harmony Linear Multi Light Pendant	
<b>Dimension/Size</b>	72.75"L x 48"W x 56.5"H	
<b>Quantity</b>	5	
<b>Lamp Source</b>	LED	
<b>Location</b>	Front Desk Area	
<b>Notes</b>		


Lighting Schedule		
<b>Code</b>	P-3	
<b>Fixture Type</b>	Pendant	
<b>Manufacturer</b>	Lightology	
<b>Item/Model Number</b>	&CO583714	
<b>Description</b>	Circus Round Acoustic Panel	
<b>Dimension/Size</b>	39"W x 0.98"H	
<b>Quantity</b>		
<b>Lamp Source</b>	LED	
<b>Location</b>	Queen Suite	
<b>Notes</b>		

Lighting Schedule		
<b>Code</b>	P-4	
<b>Fixture Type</b>	Pendant	
<b>Manufacturer</b>	Litfad	
<b>Item/Model Number</b>	22475866	
<b>Description</b>	Plant Decoration Metal Chandelier Light Industrial 18" Wide 3 Lights Restaurant Pendant Light in Green	
<b>Dimension/Size</b>	18" D	
<b>Quantity</b>	6	
<b>Lamp Source</b>	LED	
<b>Location</b>	Cafe	
<b>Notes</b>		





Lighting Schedule		
<b>Code</b>	P-5	
<b>Fixture Type</b>	Pendant	
<b>Manufacturer</b>	CocoWeb	
<b>Item/Model Number</b>	0BBS-8BK	
<b>Description</b>	The hanging Blackspot pendant light is done in a style for a classic design. The Blackspot's wide shade casts a warm swath of yellow illumination that's perfect for any indoor or outdoor style, making it perfect for porches, kitchens, restaurants, shop entrances and more.	
<b>Dimension/Size</b>	8" D x 24" H	
<b>Quantity</b>	6	
<b>Lamp Source</b>	LED	
<b>Location</b>	Corridors,	
<b>Notes</b>		


Lighting Schedule		
<b>Code</b>	SC-1	
<b>Fixture Type</b>	Sconce	
<b>Manufacturer</b>	Lightology	
<b>Item/Model Number</b>	EDG950334	
<b>Description</b>	Pipeline 2 Vanity Wall End Feed with Power	
<b>Dimension/Size</b>	20"L x 4.6"W x 1.58"D	
<b>Quantity</b>		
<b>Lamp Source</b>	LED	
<b>Location</b>	Hallways	
<b>Notes</b>	ADA, ETL, Damp Location,	

Lighting Schedule		
<b>Code</b>	P-6	
<b>Fixture Type</b>	Pendant	
<b>Manufacturer</b>	Lightology	
<b>Item/Model Number</b>	MOO897089	
<b>Description</b>	Random Light II Pendant	
<b>Dimension/Size</b>	31.5" W x 31.5" H 19.7" W x 19.7" H	
<b>Quantity</b>	8 (4 of the 31.5" & 4 of the 19.7")	
<b>Lamp Source</b>	LED	
<b>Location</b>	King suites bedroom	
<b>Notes</b>		



Lighting Schedule		
<b>Code</b>	P-7	
<b>Fixture Type</b>	Pendant	
<b>Manufacturer</b>	Lightology	
<b>Item/Model Number</b>	EUF611442	
<b>Description</b>	Sassi Round Chandelier	
<b>Dimension/Size</b>	98.5"L x 27" W x 2.5" H	
<b>Quantity</b>	2	
<b>Lamp Source</b>	LED	
<b>Location</b>	Entry way into king suite and area over seating area in living room	
<b>Notes</b>		

Lighting Schedule		
<b>Code</b>	P-8	
<b>Fixture Type</b>	Pendant	
<b>Manufacturer</b>	Beautiful Halo	
<b>Item/Model Number</b>	HL482169	
<b>Description</b>	Modern Decorative Led Chandelier Hexagon Shaped Down Lighting Led Pendant Fixture Metal High Performance 24W/48W, Light Adjustable Geometrical Led Lamp in Wood Grain for Office Study Room Foyer Gallery	
<b>Dimension/Size</b>	36" W x 12" x 18"	
<b>Quantity</b>	2	
<b>Lamp Source</b>	LED	
<b>Location</b>	Fitness Center	
<b>Notes</b>		

Lighting Schedule		
<b>Code</b>	RE-1	
<b>Fixture Type</b>	Recessed Lighting	
<b>Manufacturer</b>	Perigold	
<b>Item/Model Number</b>	WAC8493	
<b>Description</b>	Anti-microbial white paint. The Edge lit LED round button light is designed for recessed or surface mounted installations, delivering strong evenly distributed light output with the latest in LED technology. This button light is sure to light up your application in an ecofriendly, energy efficient style. Class II, 24V remote and plug-in transformers allow up to 20 button lights to be wired together.	
<b>Dimension/Size</b>	3 1/2" D	
<b>Quantity</b>	10	
<b>Lamp Source</b>	LED	
<b>Location</b>	Café, Fitness Center, Public Restrooms	
<b>Notes</b>		